

QIPCO British Champions Day

Race 1: Qipco British Champions Long Distance Cup (Group 2) - 1M 7F 209Y

17 October 2020 - 13:20



Track Rating: Soft, Weather: Overcast, Rail Position: True

Distance To Go		15fur	14fur	13fur	12fur	11fur	10fur	9fur	Last 3fur				
Field Times		0:14.98 (0:14.98)	0:27.99 (0:13.00)	0:41.24 (0:13.25)	0:55.13 (0:13.88)	1:08.33 (0:13.19)	1:21.09 (0:12.76)	1:34.07 (0:12.97)	0:38.78				
Rank	TAB Horse	Barrier	Top Speed [mi/h]	Fastest Section									Distance Travelled [m]
1	8 TRUESHAN Hollie Doyle	11	36.4	0:12.50	0:15.17 [3]	0:28.46 [6]	0:41.97 [7]	0:56.04 [7]	1:09.12 [6]	1:21.86 [7]	1:34.88 [7]	0:38.11	3234.9
2	11 SEARCH FOR A SONG Oisin Murphy	6	36.3	0:12.67	0:15.71 [11]	0:29.05 [11]	0:42.62 [11]	0:56.69 [11]	1:09.76 [11]	1:22.43 [11]	1:35.51 [11]	0:39.50	3222.3
3	2 FUJAIIRA PRINCE Andrea Atzeni	13	35.9	0:12.73	0:15.17 [3]	0:28.21 [3]	0:41.37 [2]	0:55.33 [2]	1:08.75 [3]	1:21.48 [3]	1:34.55 [4]	0:40.55	3229.7
4	4 MORANDO S De Sousa	7	36.3	0:12.74	0:15.18 [5]	0:28.37 [5]	0:41.87 [5]	0:55.82 [5]	1:08.90 [5]	1:21.64 [5]	1:34.66 [5]	0:40.00	3231.6
5	5 SOVEREIGN R L Moore	4	35.8	0:12.71	0:15.18 [6]	0:28.26 [4]	0:41.66 [4]	0:55.67 [4]	1:08.81 [4]	1:21.52 [4]	1:34.54 [3]	0:40.35	3221.0
6	12 DAWN PATROL P C Boudot	9	36.3	0:12.66	0:15.81 [13]	0:29.22 [13]	0:42.83 [12]	0:56.78 [12]	1:09.86 [12]	1:22.52 [12]	1:35.64 [12]	0:39.94	3228.4
7	6 SPANISH MISSION W Buick	12	36.4	0:12.73	0:15.41 [7]	0:28.52 [7]	0:42.04 [8]	0:56.40 [8]	1:09.44 [8]	1:22.17 [8]	1:35.19 [8]	0:41.03	3233.1
8	3 MILDENBERGER F Norton	8	36.6	0:12.77	0:15.12 [2]	0:28.15 [2]	0:41.40 [3]	0:55.43 [3]	1:08.55 [2]	1:21.32 [2]	1:34.37 [2]	0:42.16	3229.9
9	10 MONICA SHERIFF Tom Marquand	2	36.3	0:12.75	0:15.55 [9]	0:28.85 [9]	0:42.35 [10]	0:56.48 [10]	1:09.55 [10]	1:22.30 [9]	1:35.39 [10]	0:41.96	3228.4
10	13 MAX VEGA Harry Bentley	5	35.8	0:12.76	0:14.98 [1]	0:27.99 [1]	0:41.24 [1]	0:55.13 [1]	1:08.33 [1]	1:21.09 [1]	1:34.07 [1]	0:45.49	3225.3

[] Ranking at each section and finish
 -:-:- No data available at this section
 NA No data available

TAB Saddle cloth number
 DNF Did not finish
 DNT Did not track



QIPCO British Champions Day

Race 1: Qipco British Champions Long Distance Cup (Group 2) - 1M 7F 209Y

17 October 2020 - 13:20



Track Rating: Soft, Weather: Overcast, Rail Position: True

Distance To Go		15fur	14fur	13fur	12fur	11fur	10fur	9fur	Last 3fur				
Field Times		0:14.98 (0:14.98)	0:27.99 (0:13.00)	0:41.24 (0:13.25)	0:55.13 (0:13.88)	1:08.33 (0:13.19)	1:21.09 (0:12.76)	1:34.07 (0:12.97)	0:38.78				
Rank	TAB Horse	Barrier	Top Speed [mi/h]	Fastest Section									Distance Travelled [m]
11	9 DUBIOUS AFFAIR James Doyle	3	36.1	0:12.78	0:15.64 [10] (0:15.64)	0:28.91 [10] (0:13.27)	0:42.31 [9] (0:13.40)	0:56.44 [9] (0:14.13)	1:09.52 [9] (0:13.08)	1:22.30 [10] (0:12.78)	1:35.20 [9] (0:12.90)	0:49.88	3225.9
12	7 STRADIVARIUS L Dettori	1	36.1	0:12.69	0:15.44 [8] (0:15.44)	0:28.59 [8] (0:13.15)	0:41.96 [6] (0:13.37)	0:55.96 [6] (0:14.00)	1:09.16 [7] (0:13.20)	1:21.85 [6] (0:12.69)	1:34.84 [6] (0:12.99)	0:50.58	3222.3
13	1 BROOME C T Keane	10	36.7	0:12.50	0:15.78 [12] (0:15.78)	0:29.13 [12] (0:13.35)	0:43.04 [13] (0:13.91)	0:57.73 [13] (0:14.69)	1:10.52 [13] (0:12.79)	1:23.02 [13] (0:12.50)	1:36.13 [13] (0:13.11)	0:49.36	3245.5

QIPCO British Champions Day

Race 1: Qipco British Champions Long Distance Cup (Group 2) - 1M 7F 209Y

17 October 2020 - 13:20



Track Rating: Soft, Weather: Overcast, Rail Position: True

Distance To Go				8fur	7fur	6fur	5fur	4fur	3fur	2fur	Last 3fur		
Field Times				1:47.40 (1:47.40)	2:00.79 (0:13.38)	2:15.02 (0:14.23)	2:29.40 (0:14.37)	2:43.42 (0:14.01)	2:57.02 (0:13.60)	3:10.08 (0:13.06)	0:38.78		
Rank	TAB Horse	Barrier	Top Speed [mi/h]	Fastest Section									Distance Travelled [m]
1	8 TRUESHAN Hollie Doyle	11	36.4	0:12.50	1:48.17 [6] (0:13.29)	2:01.59 [6] (0:13.42)	2:16.05 [7] (0:14.46)	2:30.30 [7] (0:14.25)	2:44.29 [7] (0:13.99)	2:57.69 [7] (0:13.40)	3:10.19 [2] (0:12.50)	0:38.11	3234.9
2	11 SEARCH FOR A SONG Oisin Murphy	6	36.3	0:12.67	1:48.83 [11] (0:13.32)	2:02.16 [11] (0:13.33)	2:16.37 [9] (0:14.21)	2:30.63 [9] (0:14.26)	2:44.66 [10] (0:14.03)	2:57.92 [9] (0:13.26)	3:10.59 [5] (0:12.67)	0:39.50	3222.3
3	2 FUJAIRA PRINCE Andrea Atzeni	13	35.9	0:12.73	1:47.48 [2] (0:12.93)	2:00.90 [2] (0:13.42)	2:15.11 [2] (0:14.21)	2:29.44 [2] (0:14.33)	2:43.46 [2] (0:14.02)	2:57.02 [1] (0:13.56)	3:10.08 [1] (0:13.06)	0:40.55	3229.7
4	4 MORANDO S De Sousa	7	36.3	0:12.74	1:47.88 [5] (0:13.22)	2:01.53 [5] (0:13.65)	2:15.90 [6] (0:14.37)	2:30.10 [6] (0:14.20)	2:44.07 [5] (0:13.97)	2:57.67 [6] (0:13.60)	3:10.66 [6] (0:12.99)	0:40.00	3231.6
5	5 SOVEREIGN R L Moore	4	35.8	0:12.71	1:47.86 [4] (0:13.32)	2:01.37 [4] (0:13.51)	2:15.55 [4] (0:14.18)	2:29.77 [4] (0:14.22)	2:43.81 [4] (0:14.04)	2:57.30 [3] (0:13.49)	3:10.36 [3] (0:13.06)	0:40.35	3221.0
6	12 DAWN PATROL P C Boudot	9	36.3	0:12.66	1:49.02 [12] (0:13.38)	2:02.39 [12] (0:13.37)	2:16.57 [13] (0:14.18)	2:30.83 [13] (0:14.26)	2:44.83 [12] (0:14.00)	2:58.06 [11] (0:13.23)	3:10.84 [7] (0:12.78)	0:39.94	3228.4
7	6 SPANISH MISSION W Buick	12	36.4	0:12.73	1:48.54 [8] (0:13.35)	2:01.90 [8] (0:13.36)	2:16.38 [10] (0:14.48)	2:30.73 [11] (0:14.35)	2:44.76 [11] (0:14.03)	2:57.97 [10] (0:13.21)	3:10.95 [9] (0:12.98)	0:41.03	3233.1
8	3 MILDENBERGER F Norton	8	36.6	0:12.77	1:47.52 [3] (0:13.15)	2:01.17 [3] (0:13.65)	2:15.51 [3] (0:14.34)	2:29.71 [3] (0:14.20)	2:43.70 [3] (0:13.99)	2:57.31 [4] (0:13.61)	3:10.55 [4] (0:13.24)	0:42.16	3229.9
9	10 MONICA SHERIFF Tom Marquand	2	36.3	0:12.75	1:48.75 [10] (0:13.36)	2:02.09 [10] (0:13.34)	2:16.47 [12] (0:14.38)	2:30.73 [12] (0:14.26)	2:44.66 [9] (0:13.93)	2:57.80 [8] (0:13.14)	3:11.12 [10] (0:13.32)	0:41.96	3228.4
10	13 MAX VEGA Harry Bentley	5	35.8	0:12.76	1:47.40 [1] (0:13.33)	2:00.79 [1] (0:13.39)	2:15.02 [1] (0:14.23)	2:29.40 [1] (0:14.38)	2:43.42 [1] (0:14.02)	2:57.07 [2] (0:13.65)	3:10.84 [8] (0:13.77)	0:45.49	3225.3

[] Ranking at each section and finish
 -:-:- No data available at this section
 NA No data available

TAB Saddle cloth number
 DNF Did not finish
 DNT Did not track

QIPCO British Champions Day

Race 1: Qipco British Champions Long Distance Cup (Group 2) - 1M 7F 209Y

17 October 2020 - 13:20



Track Rating: Soft, Weather: Overcast, Rail Position: True

Distance To Go		8fur	7fur	6fur	5fur	4fur	3fur	2fur	Last 3fur					
Field Times		1:47.40 (1:47.40)	2:00.79 (0:13.38)	2:15.02 (0:14.23)	2:29.40 (0:14.37)	2:43.42 (0:14.01)	2:57.02 (0:13.60)	3:10.08 (0:13.06)	0:38.78					
Rank	TAB	Horse	Barrier	Top Speed [mi/h]	Fastest Section								Distance Travelled [m]	
11	9	DUBIOUS AFFAIR	3	36.1	0:12.78	1:48.56 [9]	2:01.96 [9]	2:16.18 [8]	2:30.40 [8]	2:44.43 [8]	2:58.15 [12]	3:11.83 [12]	0:49.88	3225.9
		James Doyle		10fur	10fur	(0:13.36)	(0:13.40)	(0:14.22)	(0:14.22)	(0:14.03)	(0:13.72)	(0:13.68)		
12	7	STRADIVARIUS	1	36.1	0:12.69	1:48.19 [7]	2:01.65 [7]	2:15.82 [5]	2:30.08 [5]	2:44.15 [6]	2:57.62 [5]	3:11.12 [11]	0:50.58	3222.3
		L Dettori		10fur	10fur	(0:13.35)	(0:13.46)	(0:14.17)	(0:14.26)	(0:14.07)	(0:13.47)	(0:13.50)		
13	1	BROOME	10	36.7	0:12.50	1:49.29 [13]	2:02.47 [13]	2:16.41 [11]	2:30.70 [10]	2:44.98 [13]	2:59.02 [13]	3:13.41 [13]	0:49.36	3245.5
		C T Keane		10fur	10fur	(0:13.16)	(0:13.18)	(0:13.94)	(0:14.29)	(0:14.28)	(0:14.04)	(0:14.39)		

QIPCO British Champions Day

Race 1: Qipco British Champions Long Distance Cup (Group 2) - 1M 7F 209Y

17 October 2020 - 13:20



Track Rating: Soft, Weather: Overcast, Rail Position: True

Distance To Go		1fur		Finish		Last 3fur			
Field Times		3:22.84 (3:22.84)		3:35.80 (0:12.96)		0:38.78			
Rank	TAB Horse	Barrier	Top Speed [mi/h]	Fastest Section		Official Finish Time	Distance Travelled [m]		
1	8 TRUESHAN Hollie Doyle	11	36.4	0:12.50	3:22.84 [1] (0:12.65)	3:35.80 [1] (0:12.96)	3:35.75	0:38.11	3234.9
2	11 SEARCH FOR A SONG Oisin Murphy	6	36.3	0:12.67	3:23.85 [4] (0:13.26)	3:37.42 [2] (0:13.57)	3:37.28	0:39.50	3222.3
3	2 FUJAIIRA PRINCE Andrea Atzeni	13	35.9	0:12.73	3:23.39 [2] (0:13.31)	3:37.57 [3] (0:14.18)	3:37.39	0:40.55	3229.7
4	4 MORANDO S De Sousa	7	36.3	0:12.74	3:24.05 [5] (0:13.39)	3:37.67 [4] (0:13.62)	3:37.44	0:40.00	3231.6
5	5 SOVEREIGN R L Moore	4	35.8	0:12.71	3:23.85 [3] (0:13.49)	3:37.65 [5] (0:13.80)	3:37.55	0:40.35	3221.0
6	12 DAWN PATROL P C Boudot	9	36.3	0:12.66	3:24.21 [6] (0:13.37)	3:38.00 [6] (0:13.79)	3:37.82	0:39.94	3228.4
7	6 SPANISH MISSION W Buick	12	36.4	0:12.73	3:24.77 [8] (0:13.82)	3:39.00 [7] (0:14.23)	3:38.87	0:41.03	3233.1
8	3 MILDENBERGER F Norton	8	36.6	0:12.77	3:24.76 [7] (0:14.21)	3:39.47 [8] (0:14.71)	3:39.42	0:42.16	3229.9
9	10 MONICA SHERIFF Tom Marquand	2	36.3	0:12.75	3:25.33 [9] (0:14.21)	3:39.76 [9] (0:14.43)	3:39.73	0:41.96	3228.4
10	13 MAX VEGA Harry Bentley	5	35.8	0:12.76	3:25.77 [10] (0:14.93)	3:42.56 [10] (0:16.79)	3:42.48	0:45.49	3225.3

[] Ranking at each section and finish
 -:-:- No data available at this section
 NA No data available

TAB Saddle cloth number
 DNF Did not finish
 DNT Did not track

QIPCO British Champions Day

Race 1: Qipco British Champions Long Distance Cup (Group 2) - 1M 7F 209Y

17 October 2020 - 13:20



Track Rating: Soft, Weather: Overcast, Rail Position: True

Distance To Go				1fur	Finish			Last 3fur		
Field Times				3:22.84 (3:22.84)	3:35.80 (0:12.96)			0:38.78		
Rank	TAB	Horse	Barrier	Top Speed [mi/h]	Fastest Section	Official Finish Time		Distance Travelled [m]		
11	9	DUBIOUS AFFAIR	3	36.1	0:12.78	3:28.24 [12]	3:48.03 [11]	3:47.87	0:49.88	3225.9
		James Doyle		10fur	10fur	(0:16.41)	(0:19.79)			
12	7	STRADIVARIUS	1	36.1	0:12.69	3:28.16 [11]	3:48.20 [12]	3:48.13	0:50.58	3222.3
		L Dettori		10fur	10fur	(0:17.04)	(0:20.04)			
13	1	BROOME	10	36.7	0:12.50	3:29.31 [13]	3:48.38 [13]	3:48.25	0:49.36	3245.5
		C T Keane		10fur	10fur	(0:15.90)	(0:19.07)			



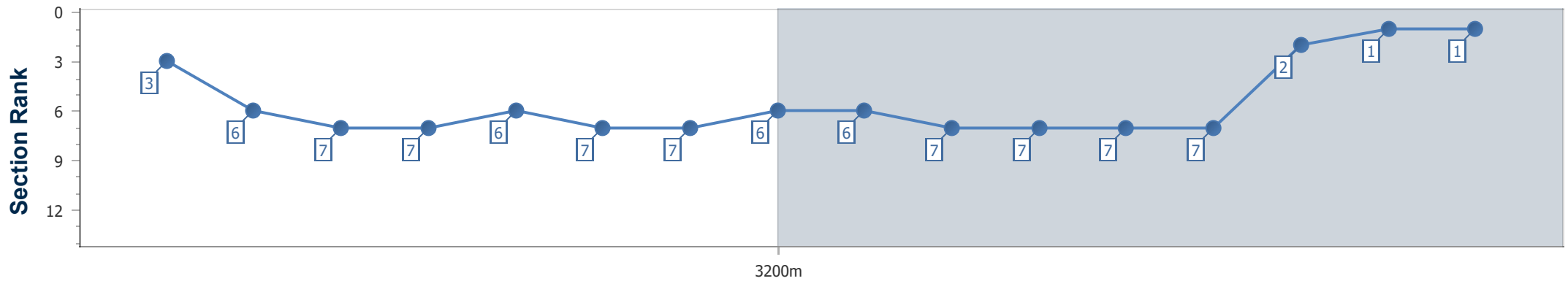
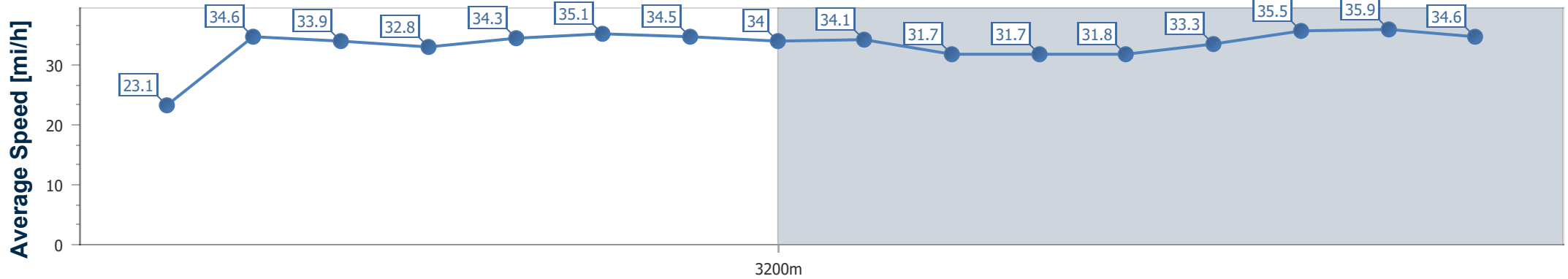
Horse Name	Trueshan
Finish Rank	1
Fastest Section Time (Section)	0:12.50 (2fur)
Top Speed [mi/h] (Section)	36.4 (2fur)
Race State	Finished

QIPCO British Champions Day
Race 1: Qipco British Champions Long Distance Cup (Group 2)
 - 1M 7F 209Y

17 October 2020 - 13:20

Track Rating: Firm, Weather: Overcast, Rail Position: True

Distance To Go	12fur	11fur	10fur	9fur	8fur	7fur	6fur	5fur	4fur	3fur	2fur	1fur	Finish
Section Times	0:56.04 [7] (0:14.07)	1:09.12 [6] (0:13.08)	1:21.86 [7] (0:12.74)	1:34.88 [7] (0:13.02)	1:48.17 [6] (0:13.29)	2:01.59 [6] (0:13.42)	2:16.05 [7] (0:14.46)	2:30.30 [7] (0:14.25)	2:44.29 [7] (0:13.99)	2:57.69 [7] (0:13.40)	3:10.19 [2] (0:12.50)	3:22.84 [1] (0:12.65)	3:35.80 [1] (0:12.96)
Average Speed [mi/h]	32.8	34.3	35.1	34.5	34.0	34.1	31.7	31.7	31.8	33.3	35.5	35.9	34.6
Top Speed [mi/h]	33.2	34.6	36.0	35.0	34.5	34.4	34.0	31.9	33.1	33.9	36.4	36.3	35.0



- [] Ranking at each section and finish
- .-.- No data available at this section
- NA No data available



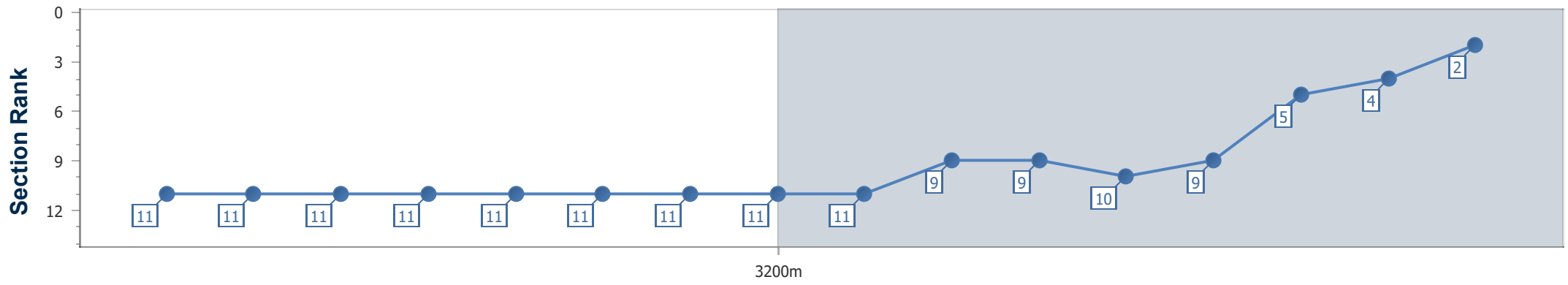
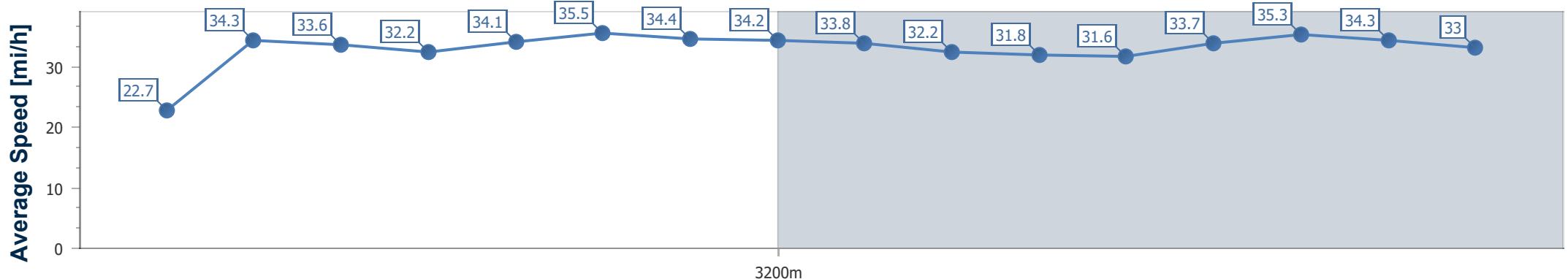
Horse Name	Search For A Song
Finish Rank	2
Fastest Section Time (Section)	0:12.67 (10fur)
Top Speed [mi/h] (Section)	36.3 (2fur)
Race State	Finished

QIPCO British Champions Day
Race 1: Qipco British Champions Long Distance Cup (Group 2)
 - 1M 7F 209Y

17 October 2020 - 13:20

Track Rating: Firm, Weather: Overcast, Rail Position: True

Distance To Go	12fur	11fur	10fur	9fur	8fur	7fur	6fur	5fur	4fur	3fur	2fur	1fur	Finish
Section Times	0:56.69 [11] (0:14.07)	1:09.76 [11] (0:13.07)	1:22.43 [11] (0:12.67)	1:35.51 [11] (0:13.08)	1:48.83 [11] (0:13.32)	2:02.16 [11] (0:13.33)	2:16.37 [9] (0:14.21)	2:30.63 [9] (0:14.26)	2:44.66 [10] (0:14.03)	2:57.92 [9] (0:13.26)	3:10.59 [5] (0:12.67)	3:23.85 [4] (0:13.26)	3:37.42 [2] (0:13.57)
Average Speed [mi/h]	32.2	34.1	35.5	34.4	34.2	33.8	32.2	31.8	31.6	33.7	35.3	34.3	33.0
Top Speed [mi/h]	32.6	34.9	36.3	35.7	35.1	34.9	34.8	32.4	33.2	34.0	36.3	35.3	33.4



- [] Ranking at each section and finish
- .-.- No data available at this section
- NA No data available



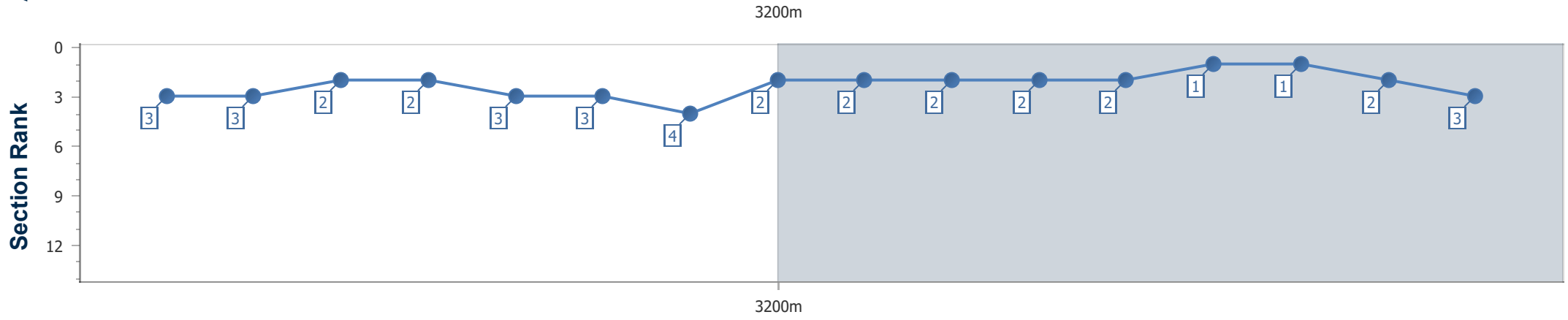
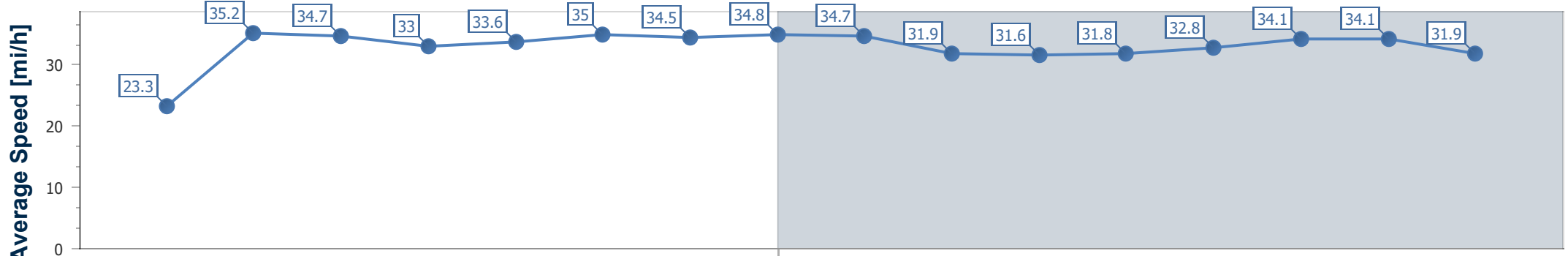
Horse Name	Fujaira Prince
Finish Rank	3
Fastest Section Time (Section)	0:12.73 (10fur)
Top Speed [mi/h] (Section)	35.9 (7fur)
Race State	Finished

QIPCO British Champions Day
Race 1: Qipco British Champions Long Distance Cup (Group 2)
 - 1M 7F 209Y

17 October 2020 - 13:20

Track Rating: Firm, Weather: Overcast, Rail Position: True

Distance To Go	12fur	11fur	10fur	9fur	8fur	7fur	6fur	5fur	4fur	3fur	2fur	1fur	Finish
Section Times	0:55.33 [2] (0:13.96)	1:08.75 [3] (0:13.42)	1:21.48 [3] (0:12.73)	1:34.55 [4] (0:13.07)	1:47.48 [2] (0:12.93)	2:00.90 [2] (0:13.42)	2:15.11 [2] (0:14.21)	2:29.44 [2] (0:14.33)	2:43.46 [2] (0:14.02)	2:57.02 [1] (0:13.56)	3:10.08 [1] (0:13.06)	3:23.39 [2] (0:13.31)	3:37.57 [3] (0:14.18)
Average Speed [mi/h]	33.0	33.6	35.0	34.5	34.8	34.7	31.9	31.6	31.8	32.8	34.1	34.1	31.9
Top Speed [mi/h]	33.5	34.7	35.8	35.3	35.1	35.9	33.3	32.4	33.0	33.2	35.1	34.5	33.1



[] Ranking at each section and finish
 -.-.- No data available at this section
 NA No data available



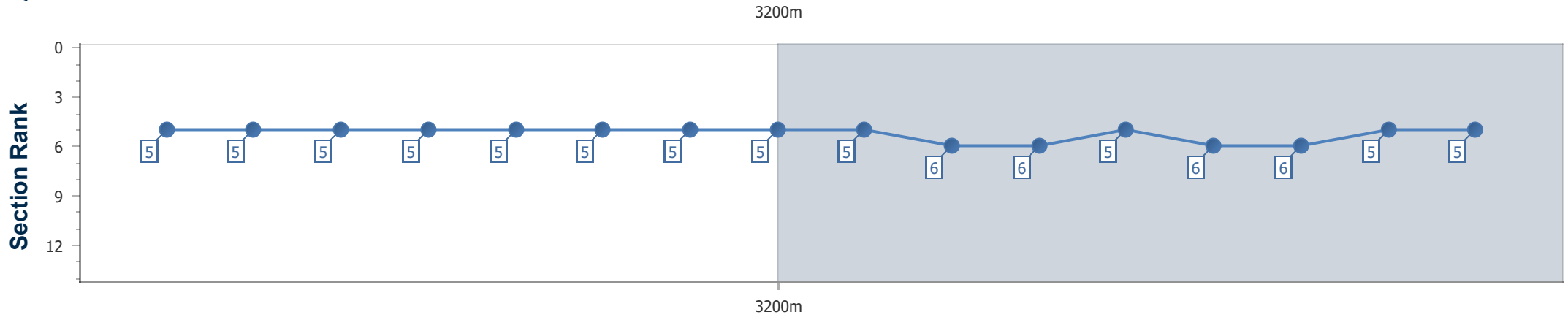
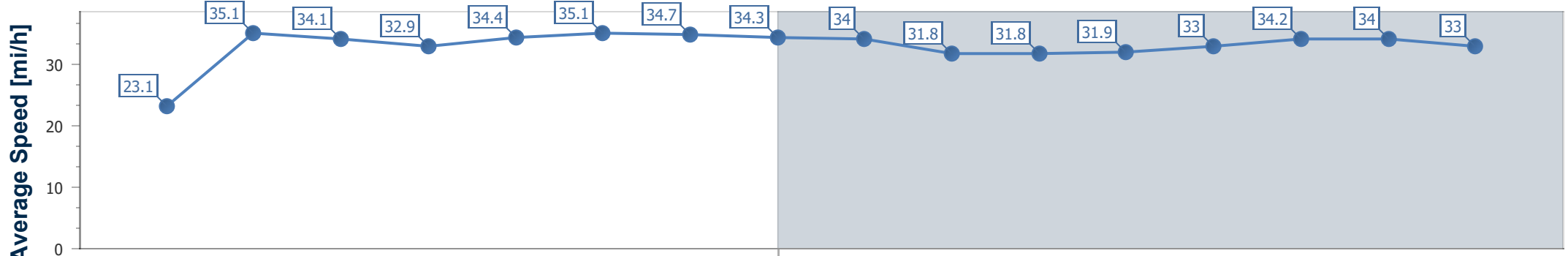
Horse Name	Morando
Finish Rank	4
Fastest Section Time (Section)	0:12.74 (10fur)
Top Speed [mi/h] (Section)	36.3 (14fur)
Race State	Finished

QIPCO British Champions Day
Race 1: Qipco British Champions Long Distance Cup (Group 2)
 - 1M 7F 209Y

17 October 2020 - 13:20

Track Rating: Firm, Weather: Overcast, Rail Position: True


Distance To Go	12fur	11fur	10fur	9fur	8fur	7fur	6fur	5fur	4fur	3fur	2fur	1fur	Finish
Section Times	0:55.82 [5] (0:13.95)	1:08.90 [5] (0:13.08)	1:21.64 [5] (0:12.74)	1:34.66 [5] (0:13.02)	1:47.88 [5] (0:13.22)	2:01.53 [5] (0:13.65)	2:15.90 [6] (0:14.37)	2:30.10 [6] (0:14.20)	2:44.07 [5] (0:13.97)	2:57.67 [6] (0:13.60)	3:10.66 [6] (0:12.99)	3:24.05 [5] (0:13.39)	3:37.67 [5] (0:13.62)
Average Speed [mi/h]	32.9	34.4	35.1	34.7	34.3	34.0	31.8	31.8	31.9	33.0	34.2	34.0	33.0
Top Speed [mi/h]	33.5	34.9	35.7	35.3	34.6	34.5	33.3	32.3	33.1	33.4	35.0	34.4	33.2



- [] Ranking at each section and finish
- .-.- No data available at this section
- NA No data available



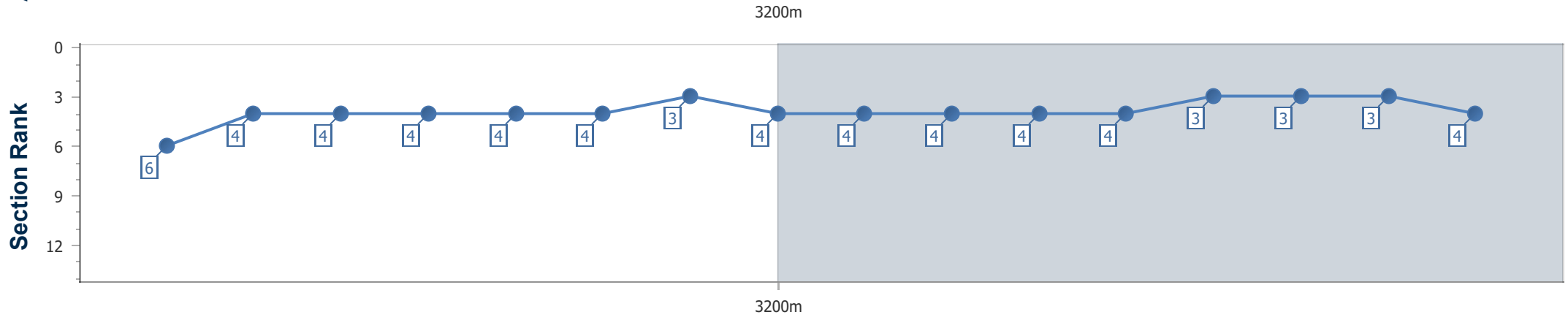
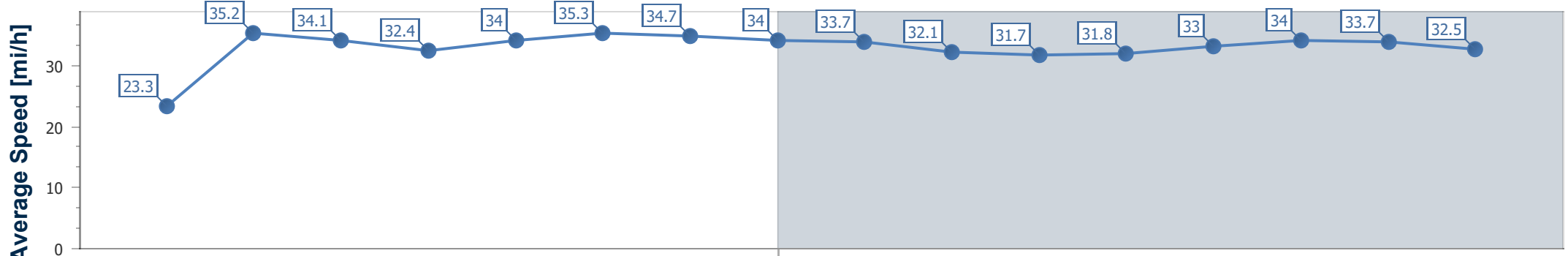
Horse Name	Sovereign
Finish Rank	5
Fastest Section Time (Section)	0:12.71 (10fur)
Top Speed [mi/h] (Section)	35.8 (10fur)
Race State	Finished

QIPCO British Champions Day
Race 1: Qipco British Champions Long Distance Cup (Group 2)
 - 1M 7F 209Y 

17 October 2020 - 13:20

Track Rating: Firm, Weather: Overcast, Rail Position: True

Distance To Go	12fur	11fur	10fur	9fur	8fur	7fur	6fur	5fur	4fur	3fur	2fur	1fur	Finish
Section Times	0:55.67 [4] (0:14.01)	1:08.81 [4] (0:13.14)	1:21.52 [4] (0:12.71)	1:34.54 [3] (0:13.02)	1:47.86 [4] (0:13.32)	2:01.37 [4] (0:13.51)	2:15.55 [4] (0:14.18)	2:29.77 [4] (0:14.22)	2:43.81 [4] (0:14.04)	2:57.30 [3] (0:13.49)	3:10.36 [3] (0:13.06)	3:23.85 [3] (0:13.49)	3:37.65 [4] (0:13.80)
Average Speed [mi/h]	32.4	34.0	35.3	34.7	34.0	33.7	32.1	31.7	31.8	33.0	34.0	33.7	32.5
Top Speed [mi/h]	33.0	34.5	35.8	35.5	34.5	34.0	33.8	32.2	33.0	33.1	34.9	34.5	33.0



- [] Ranking at each section and finish
- .-.- No data available at this section
- NA No data available



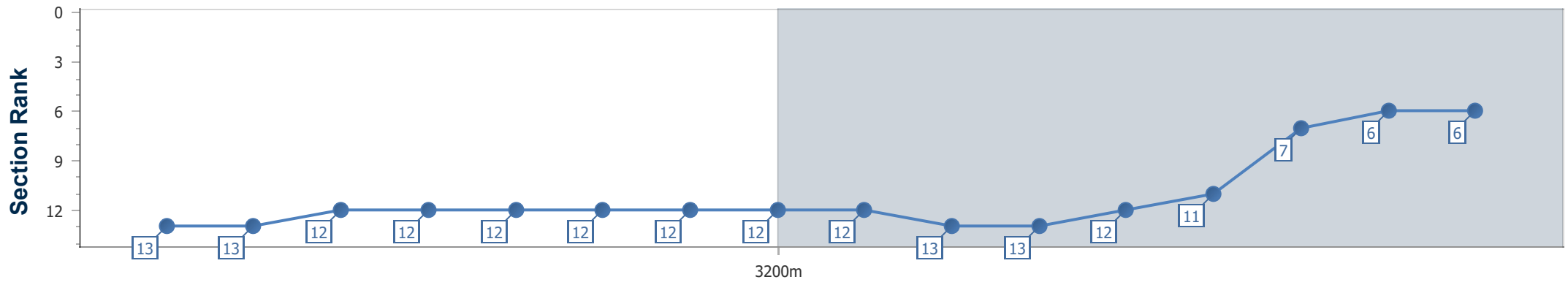
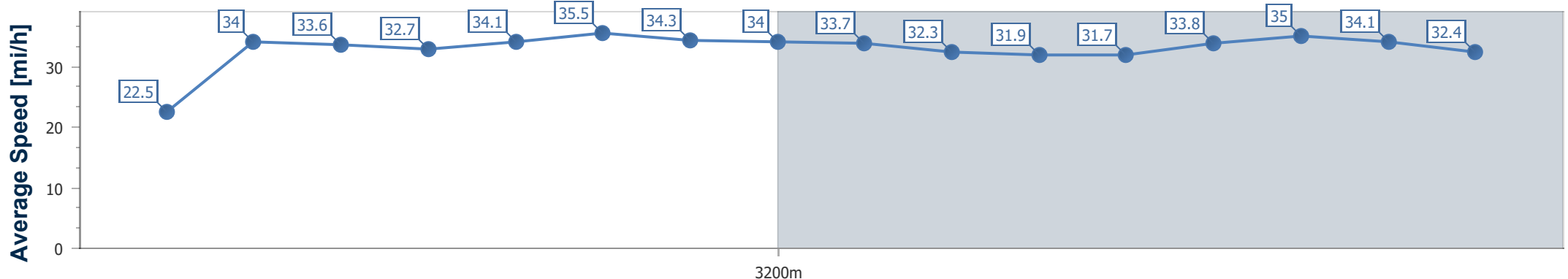
Horse Name	Dawn Patrol
Finish Rank	6
Fastest Section Time (Section)	0:12.66 (10fur)
Top Speed [mi/h] (Section)	36.3 (10fur)
Race State	Finished

QIPCO British Champions Day
Race 1: Qipco British Champions Long Distance Cup (Group 2)
 - 1M 7F 209Y

17 October 2020 - 13:20

Track Rating: Firm, Weather: Overcast, Rail Position: True


Distance To Go	12fur	11fur	10fur	9fur	8fur	7fur	6fur	5fur	4fur	3fur	2fur	1fur	Finish
Section Times	0:56.78 [12] (0:13.95)	1:09.86 [12] (0:13.08)	1:22.52 [12] (0:12.66)	1:35.64 [12] (0:13.12)	1:49.02 [12] (0:13.38)	2:02.39 [12] (0:13.37)	2:16.57 [13] (0:14.18)	2:30.83 [13] (0:14.26)	2:44.83 [12] (0:14.00)	2:58.06 [11] (0:13.23)	3:10.84 [7] (0:12.78)	3:24.21 [6] (0:13.37)	3:38.00 [6] (0:13.79)
Average Speed [mi/h]	32.7	34.1	35.5	34.3	34.0	33.7	32.3	31.9	31.7	33.8	35.0	34.1	32.4
Top Speed [mi/h]	33.2	34.7	36.3	35.7	34.7	35.1	35.1	32.7	33.3	34.1	35.7	35.1	33.1



- [] Ranking at each section and finish
- .-.- No data available at this section
- NA No data available



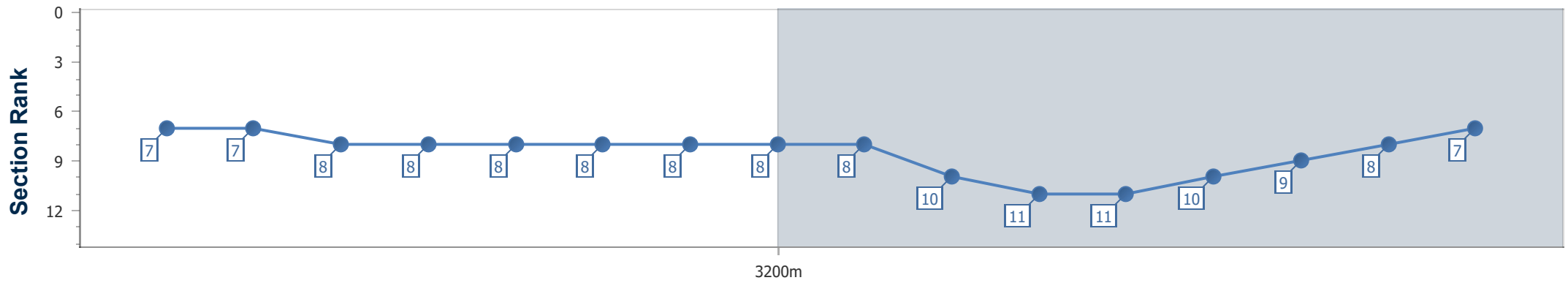
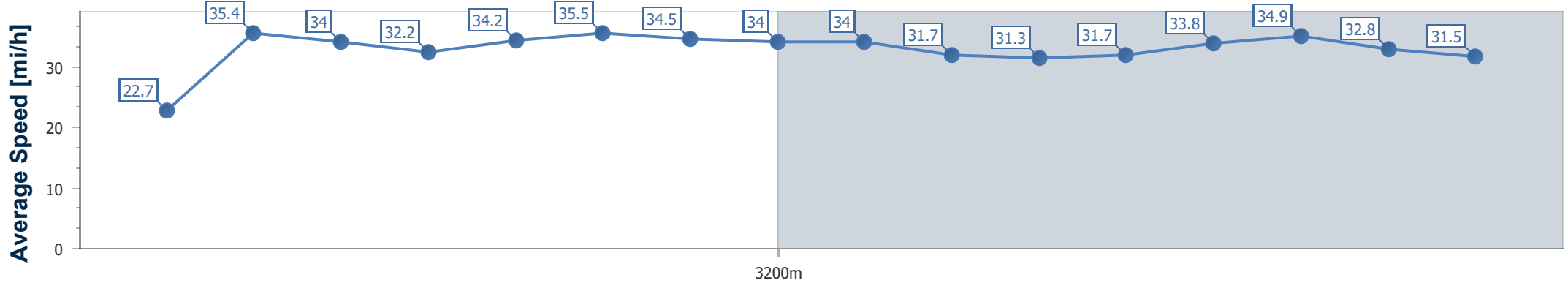
Horse Name	Spanish Mission
Finish Rank	7
Fastest Section Time (Section)	0:12.73 (10fur)
Top Speed [mi/h] (Section)	36.4 (14fur)
Race State	Finished

QIPCO British Champions Day
Race 1: Qipco British Champions Long Distance Cup (Group 2)
 - 1M 7F 209Y 

17 October 2020 - 13:20

Track Rating: Firm, Weather: Overcast, Rail Position: True

Distance To Go	12fur	11fur	10fur	9fur	8fur	7fur	6fur	5fur	4fur	3fur	2fur	1fur	Finish
Section Times	0:56.40 [8] (0:14.36)	1:09.44 [8] (0:13.04)	1:22.17 [8] (0:12.73)	1:35.19 [8] (0:13.02)	1:48.54 [8] (0:13.35)	2:01.90 [8] (0:13.36)	2:16.38 [10] (0:14.48)	2:30.73 [11] (0:14.35)	2:44.76 [11] (0:14.03)	2:57.97 [10] (0:13.21)	3:10.95 [9] (0:12.98)	3:24.77 [8] (0:13.82)	3:39.00 [7] (0:14.23)
Average Speed [mi/h]	32.2	34.2	35.5	34.5	34.0	34.0	31.7	31.3	31.7	33.8	34.9	32.8	31.5
Top Speed [mi/h]	33.0	34.9	36.2	34.9	34.7	35.0	34.7	32.1	33.0	34.5	36.2	33.6	32.0



- [] Ranking at each section and finish
- .-.- No data available at this section
- NA No data available



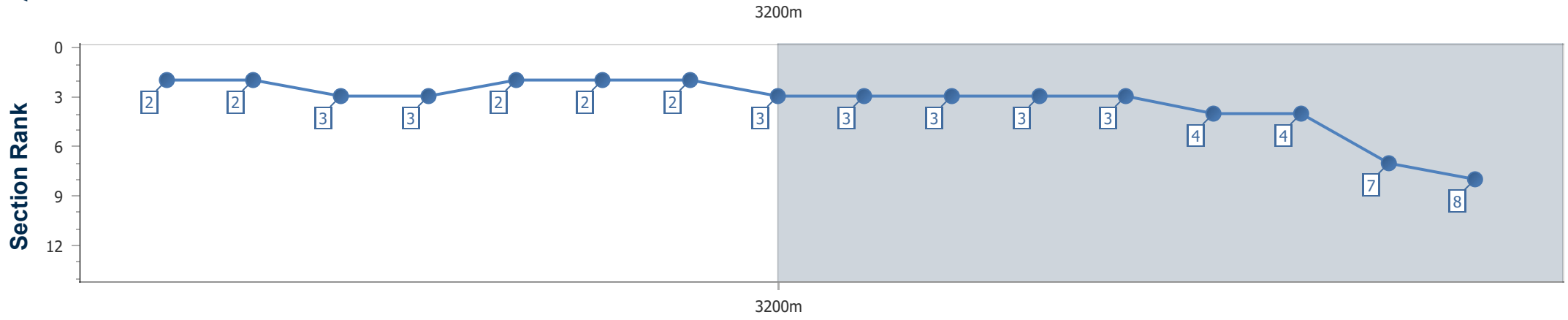
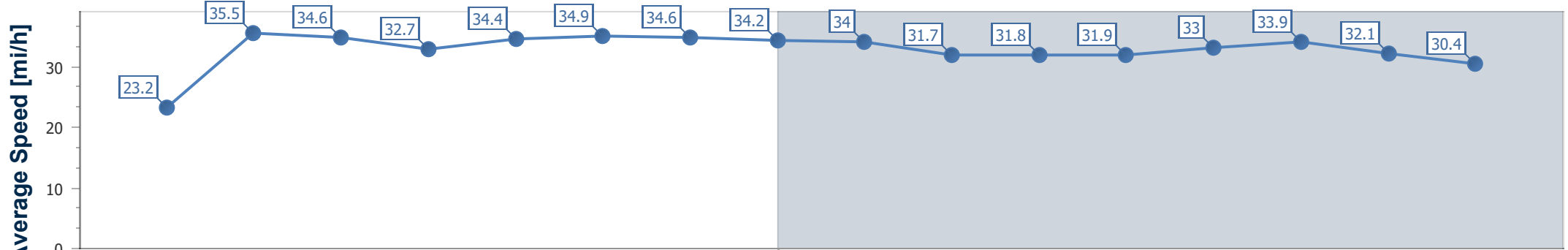
Horse Name	Mildenberger
Finish Rank	8
Fastest Section Time (Section)	0:12.77 (10fur)
Top Speed [mi/h] (Section)	36.6 (15fur)
Race State	Finished

QIPCO British Champions Day
Race 1: Qipco British Champions Long Distance Cup (Group 2)
 - 1M 7F 209Y 

17 October 2020 - 13:20

Track Rating: Firm, Weather: Overcast, Rail Position: True

Distance To Go	12fur	11fur	10fur	9fur	8fur	7fur	6fur	5fur	4fur	3fur	2fur	1fur	Finish
Section Times	0:55.43 [3] (0:14.03)	1:08.55 [2] (0:13.12)	1:21.32 [2] (0:12.77)	1:34.37 [2] (0:13.05)	1:47.52 [3] (0:13.15)	2:01.17 [3] (0:13.65)	2:15.51 [3] (0:14.34)	2:29.71 [3] (0:14.20)	2:43.70 [3] (0:13.99)	2:57.31 [4] (0:13.61)	3:10.55 [4] (0:13.24)	3:24.76 [7] (0:14.21)	3:39.47 [8] (0:14.71)
Average Speed [mi/h]	32.7	34.4	34.9	34.6	34.2	34.0	31.7	31.8	31.9	33.0	33.9	32.1	30.4
Top Speed [mi/h]	33.4	35.0	35.4	35.4	34.5	35.4	33.0	32.1	33.1	33.2	34.8	33.7	30.9



- [] Ranking at each section and finish
- .-.- No data available at this section
- NA No data available



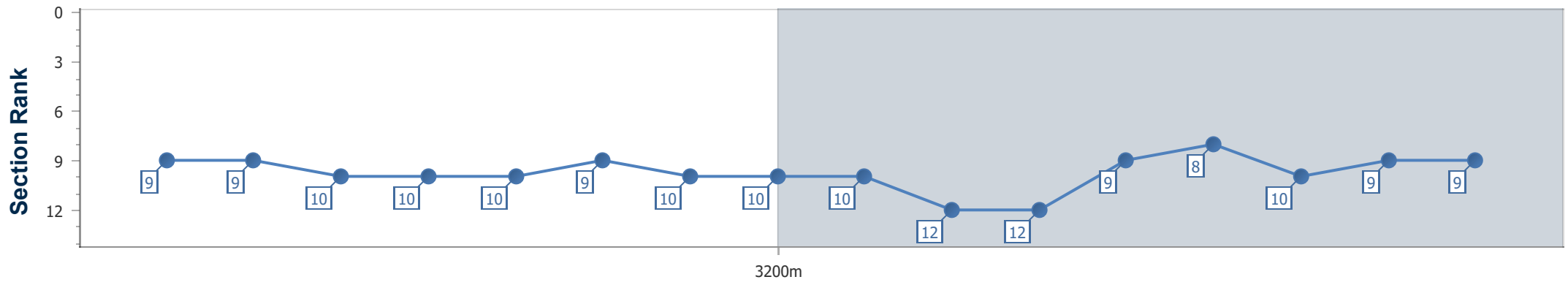
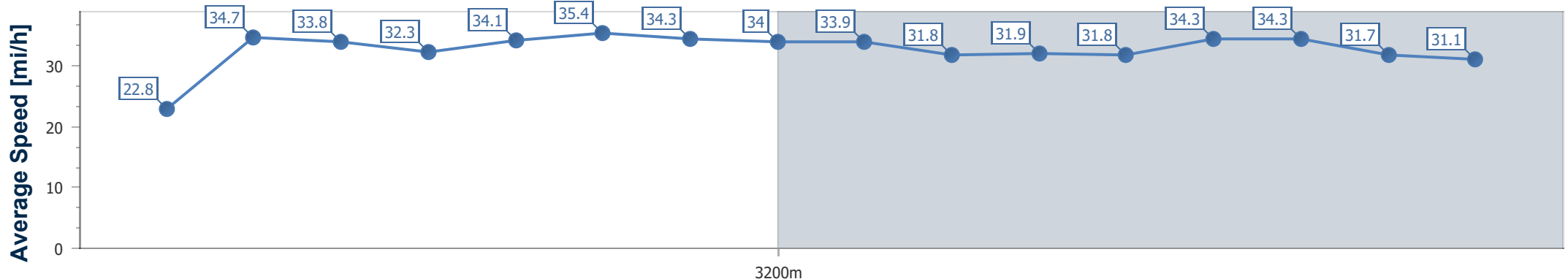
Horse Name	Monica Sheriff
Finish Rank	9
Fastest Section Time (Section)	0:12.75 (10fur)
Top Speed [mi/h] (Section)	36.3 (10fur)
Race State	Finished

QIPCO British Champions Day
Race 1: Qipco British Champions Long Distance Cup (Group 2)
 - 1M 7F 209Y

17 October 2020 - 13:20

Track Rating: Firm, Weather: Overcast, Rail Position: True

Distance To Go	12fur	11fur	10fur	9fur	8fur	7fur	6fur	5fur	4fur	3fur	2fur	1fur	Finish
Section Times	0:56.48 [10] (0:14.13)	1:09.55 [10] (0:13.07)	1:22.30 [9] (0:12.75)	1:35.39 [10] (0:13.09)	1:48.75 [10] (0:13.36)	2:02.09 [10] (0:13.34)	2:16.47 [12] (0:14.38)	2:30.73 [12] (0:14.26)	2:44.66 [9] (0:13.93)	2:57.80 [8] (0:13.14)	3:11.12 [10] (0:13.32)	3:25.33 [9] (0:14.21)	3:39.76 [9] (0:14.43)
Average Speed [mi/h]	32.3	34.1	35.4	34.3	34.0	33.9	31.8	31.9	31.8	34.3	34.3	31.7	31.1
Top Speed [mi/h]	33.0	34.6	36.3	35.2	34.6	35.3	35.2	33.1	33.6	34.7	35.2	32.9	31.4



- [] Ranking at each section and finish
- .-.- No data available at this section
- NA No data available



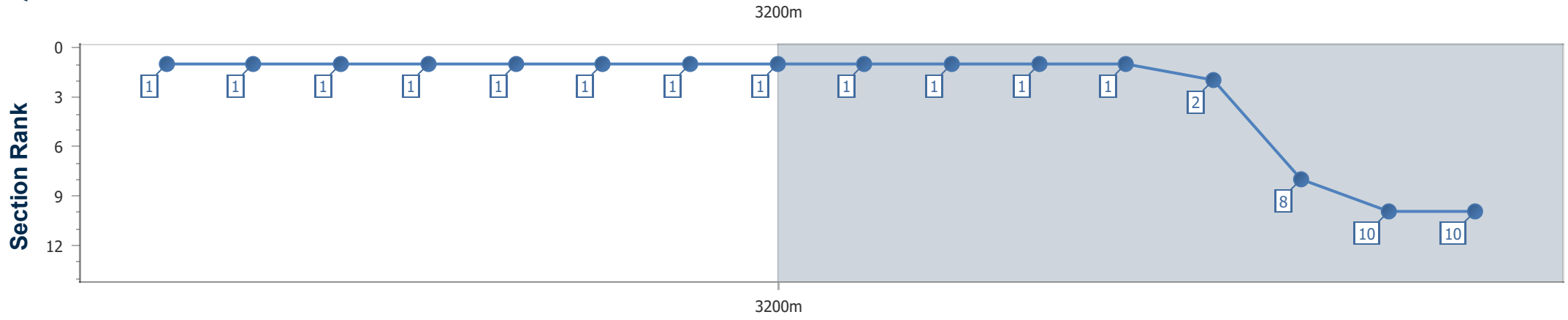
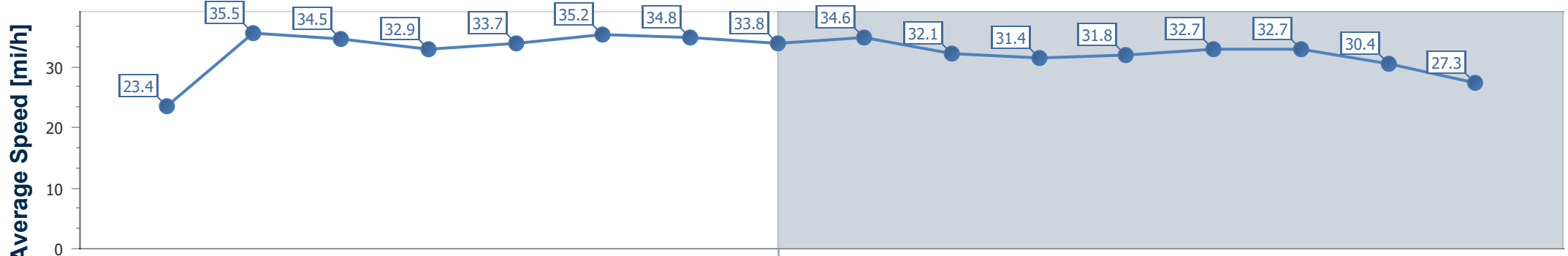
Horse Name	Max Vega
Finish Rank	10
Fastest Section Time (Section)	0:12.76 (10fur)
Top Speed [mi/h] (Section)	35.8 (14fur)
Race State	Finished

QIPCO British Champions Day
Race 1: Qipco British Champions Long Distance Cup (Group 2)
 - 1M 7F 209Y

17 October 2020 - 13:20

Track Rating: Firm, Weather: Overcast, Rail Position: True

Distance To Go	12fur	11fur	10fur	9fur	8fur	7fur	6fur	5fur	4fur	3fur	2fur	1fur	Finish
Section Times	0:55.13 [1] (0:13.89)	1:08.33 [1] (0:13.20)	1:21.09 [1] (0:12.76)	1:34.07 [1] (0:12.98)	1:47.40 [1] (0:13.33)	2:00.79 [1] (0:13.39)	2:15.02 [1] (0:14.23)	2:29.40 [1] (0:14.38)	2:43.42 [1] (0:14.02)	2:57.07 [2] (0:13.65)	3:10.84 [8] (0:13.77)	3:25.77 [10] (0:14.93)	3:42.56 [10] (0:16.79)
Average Speed [mi/h]	32.9	33.7	35.2	34.8	33.8	34.6	32.1	31.4	31.8	32.7	32.7	30.4	27.3
Top Speed [mi/h]	33.3	34.5	35.4	35.3	34.3	35.6	33.5	31.9	33.0	33.1	33.6	31.5	29.6



- [] Ranking at each section and finish
- .-.- No data available at this section
- NA No data available



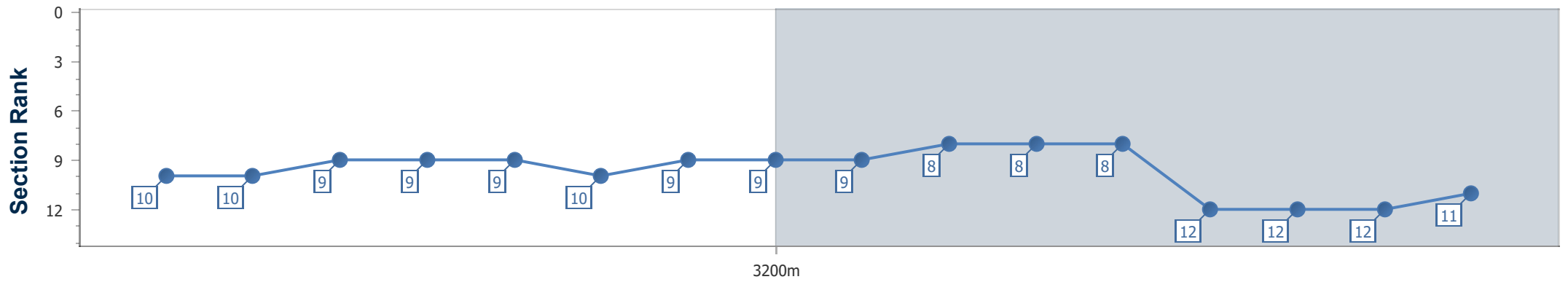
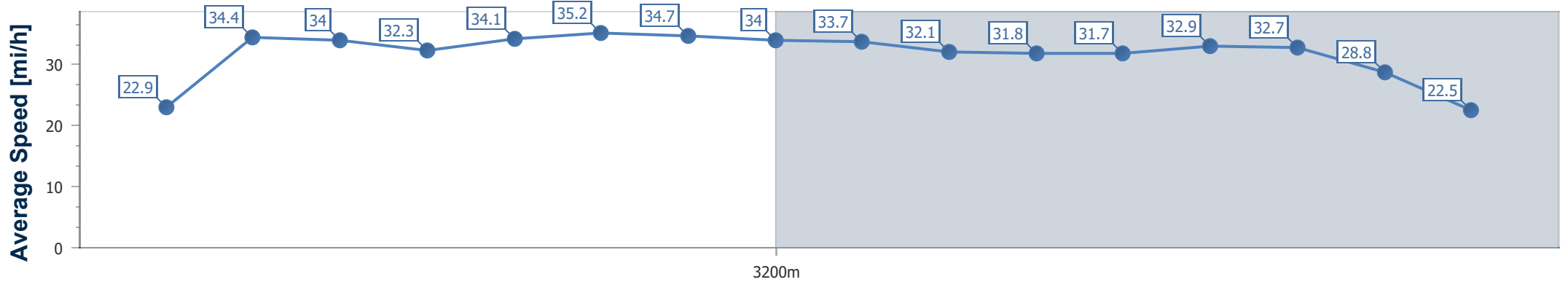
Horse Name	Dubious Affair
Finish Rank	11
Fastest Section Time (Section)	0:12.78 (10fur)
Top Speed [mi/h] (Section)	36.1 (10fur)
Race State	Finished

QIPCO British Champions Day
Race 1: Qipco British Champions Long Distance Cup (Group 2)
 - 1M 7F 209Y

17 October 2020 - 13:20

Track Rating: Firm, Weather: Overcast, Rail Position: True

Distance To Go	12fur	11fur	10fur	9fur	8fur	7fur	6fur	5fur	4fur	3fur	2fur	1fur	Finish
Section Times	0:56.44 [9] (0:14.13)	1:09.52 [9] (0:13.08)	1:22.30 [10] (0:12.78)	1:35.20 [9] (0:12.90)	1:48.56 [9] (0:13.36)	2:01.96 [9] (0:13.40)	2:16.18 [8] (0:14.22)	2:30.40 [8] (0:14.22)	2:44.43 [8] (0:14.03)	2:58.15 [12] (0:13.72)	3:11.83 [12] (0:13.68)	3:28.24 [12] (0:16.41)	3:48.03 [11] (0:19.79)
Average Speed [mi/h]	32.3	34.1	35.2	34.7	34.0	33.7	32.1	31.8	31.7	32.9	32.7	28.8	22.5
Top Speed [mi/h]	32.9	34.5	36.1	35.1	34.8	34.4	34.3	32.3	33.2	33.5	33.5	31.9	23.2



- [] Ranking at each section and finish
- .-.- No data available at this section
- NA No data available



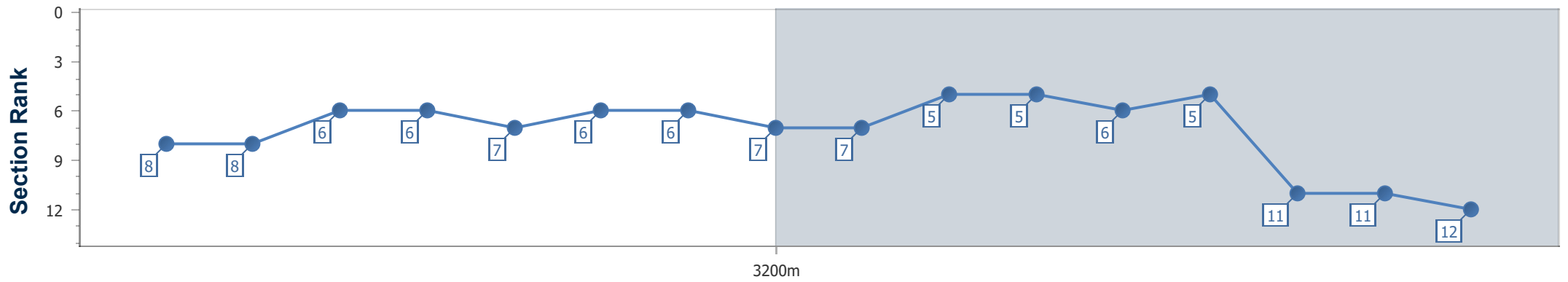
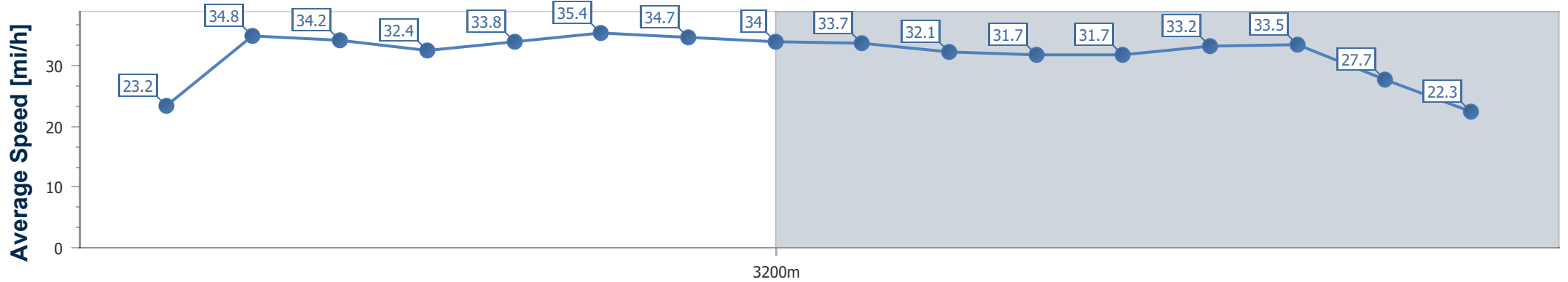
Horse Name	Stradivarius
Finish Rank	12
Fastest Section Time (Section)	0:12.69 (10fur)
Top Speed [mi/h] (Section)	36.1 (10fur)
Race State	Finished

QIPCO British Champions Day
Race 1: Qipco British Champions Long Distance Cup (Group 2)
 - 1M 7F 209Y

17 October 2020 - 13:20

Track Rating: Firm, Weather: Overcast, Rail Position: True

Distance To Go	12fur	11fur	10fur	9fur	8fur	7fur	6fur	5fur	4fur	3fur	2fur	1fur	Finish
Section Times	0:55.96 [6] (0:14.00)	1:09.16 [7] (0:13.20)	1:21.85 [6] (0:12.69)	1:34.84 [6] (0:12.99)	1:48.19 [7] (0:13.35)	2:01.65 [7] (0:13.46)	2:15.82 [5] (0:14.17)	2:30.08 [5] (0:14.26)	2:44.15 [6] (0:14.07)	2:57.62 [5] (0:13.47)	3:11.12 [11] (0:13.50)	3:28.16 [11] (0:17.04)	3:48.20 [12] (0:20.04)
Average Speed [mi/h]	32.4	33.8	35.4	34.7	34.0	33.7	32.1	31.7	31.7	33.2	33.5	27.7	22.3
Top Speed [mi/h]	32.9	34.5	36.1	35.3	34.4	34.2	33.9	32.3	32.9	33.6	34.4	32.5	23.3



- [] Ranking at each section and finish
- .-.- No data available at this section
- NA No data available



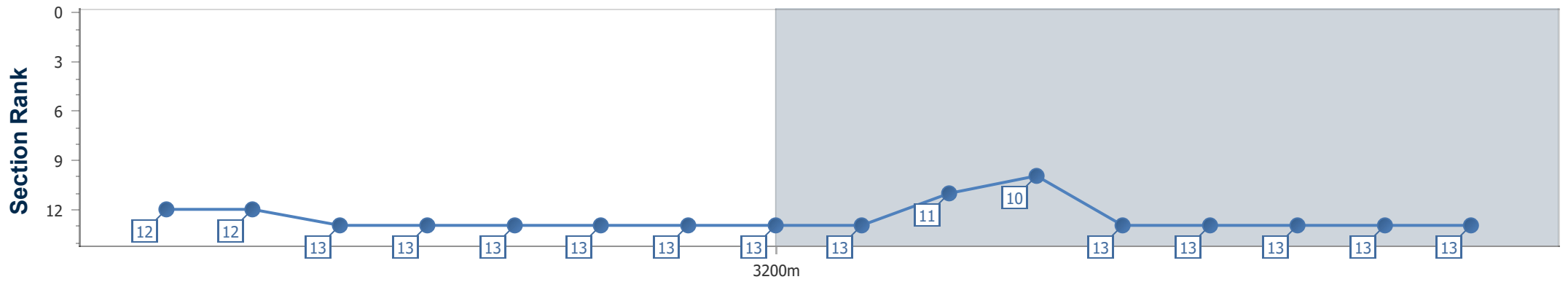
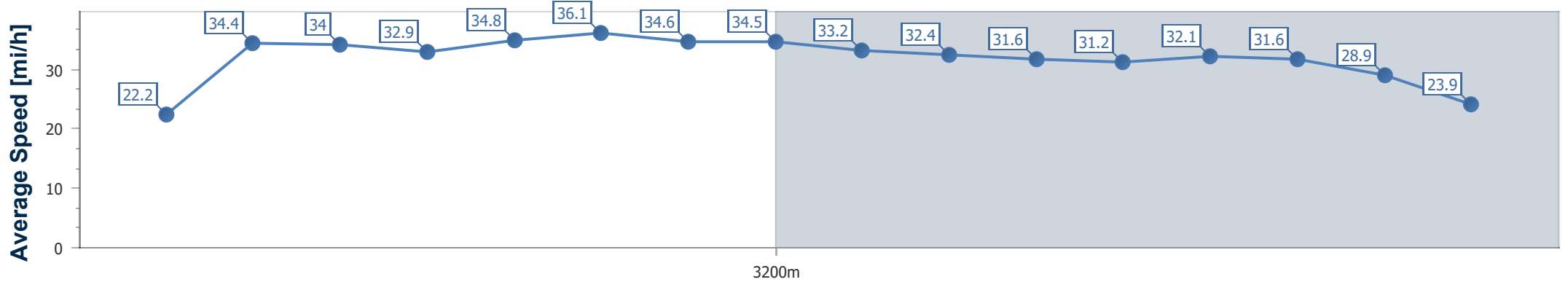
Horse Name	Broome
Finish Rank	13
Fastest Section Time (Section)	0:12.50 (10fur)
Top Speed [mi/h] (Section)	36.7 (10fur)
Race State	Finished

QIPCO British Champions Day
Race 1: Qipco British Champions Long Distance Cup (Group 2)
 - 1M 7F 209Y

17 October 2020 - 13:20

Track Rating: Firm, Weather: Overcast, Rail Position: True

Distance To Go	12fur	11fur	10fur	9fur	8fur	7fur	6fur	5fur	4fur	3fur	2fur	1fur	Finish
Section Times	0:57.73 [13] (0:14.69)	1:10.52 [13] (0:12.79)	1:23.02 [13] (0:12.50)	1:36.13 [13] (0:13.11)	1:49.29 [13] (0:13.16)	2:02.47 [13] (0:13.18)	2:16.41 [11] (0:13.94)	2:30.70 [10] (0:14.29)	2:44.98 [13] (0:14.28)	2:59.02 [13] (0:14.04)	3:13.41 [13] (0:14.39)	3:29.31 [13] (0:15.90)	3:48.38 [13] (0:19.07)
Average Speed [mi/h]	32.9	34.8	36.1	34.6	34.5	33.2	32.4	31.6	31.2	32.1	31.6	28.9	23.9
Top Speed [mi/h]	33.7	35.7	36.7	36.4	35.3	33.8	34.2	32.2	32.0	32.3	32.6	30.4	26.4



- [] Ranking at each section and finish
- .-.- No data available at this section
- NA No data available