

# QIPCO British Champions Day

## Race 3: Qipco British Champions Fillies & Mares Stakes (Group 1) - 1M 3F 211Y

17 October 2020 - 14:31



Track Rating: Soft, Weather: Overcast, Rail Position: True

Distance To Go		11fur	10fur	9fur	8fur	7fur	6fur	5fur	Last 3fur				
Field Times		0:13.90 (0:13.90)	0:25.02 (0:11.12)	0:36.61 (0:11.59)	0:49.27 (0:12.66)	1:03.53 (0:14.25)	1:17.26 (0:13.72)	1:31.05 (0:13.79)	0:40.32				
Rank	TAB Horse	Barrier	Top Speed [mi/h]	Fastest Section									Distance Travelled [m]
1	12 <b>WONDERFUL TONIGHT</b> W Buick	9	41.1	0:11.19	0:13.99 [2] (0:13.99)	0:25.18 [2] (0:11.19)	0:36.93 [2] (0:11.75)	0:49.56 [2] (0:12.63)	1:03.58 [2] (0:14.02)	1:17.36 [2] (0:13.78)	1:31.10 [2] (0:13.74)	0:40.33	2416.7
2	2 <b>DAME MALLIOT</b> Hollie Doyle	4	41.9	0:11.07	0:14.13 [3] (0:14.13)	0:25.20 [3] (0:11.07)	0:37.07 [5] (0:11.87)	0:49.70 [4] (0:12.63)	1:03.80 [3] (0:14.10)	1:17.67 [4] (0:13.87)	1:31.41 [4] (0:13.74)	0:40.47	2420.4
3	10 <b>PASSION</b> R L Moore	6	41.5	0:11.19	0:14.16 [6] (0:14.16)	0:25.35 [7] (0:11.19)	0:37.27 [7] (0:11.92)	0:49.99 [8] (0:12.72)	1:04.11 [6] (0:14.12)	1:17.87 [5] (0:13.76)	1:31.65 [6] (0:13.78)	0:40.31	2417.7
4	4 <b>MEHDAAYIH</b> L Dettori	8	41.1	0:11.30	0:14.29 [8] (0:14.29)	0:25.59 [10] (0:11.30)	0:37.55 [10] (0:11.96)	0:50.19 [10] (0:12.64)	1:04.54 [11] (0:14.35)	1:18.36 [11] (0:13.82)	1:32.18 [12] (0:13.82)	0:40.70	2421.3
5	6 <b>EVEN SO</b> C T Keane	3	41.6	0:11.21	0:14.59 [11] (0:14.59)	0:25.80 [11] (0:11.21)	0:37.72 [12] (0:11.92)	0:50.42 [12] (0:12.70)	1:04.65 [12] (0:14.23)	1:18.39 [12] (0:13.74)	1:32.17 [11] (0:13.78)	0:40.93	2422.0
6	3 <b>MANUELA DE VEGA</b> Rob Hornby	12	41.7	0:11.12	0:13.90 [1] (0:13.90)	0:25.02 [1] (0:11.12)	0:36.61 [1] (0:11.59)	0:49.27 [1] (0:12.66)	1:03.53 [1] (0:14.26)	1:17.26 [1] (0:13.73)	1:31.05 [1] (0:13.79)	0:42.12	2419.6
7	11 <b>THUNDERING NIGHTS</b> Tom Marquand	1	42.1	0:11.05	0:14.47 [10] (0:14.47)	0:25.52 [9] (0:11.05)	0:37.28 [8] (0:11.76)	0:49.89 [6] (0:12.61)	1:04.11 [6] (0:14.22)	1:17.95 [7] (0:13.84)	1:31.71 [7] (0:13.76)	0:41.72	2416.4
8	8 <b>GOLD WAND</b> Andrea Atzeni	10	41.5	0:11.18	0:14.15 [5] (0:14.15)	0:25.33 [6] (0:11.18)	0:37.21 [6] (0:11.88)	0:49.96 [7] (0:12.75)	1:04.29 [9] (0:14.33)	1:18.07 [9] (0:13.78)	1:31.86 [8] (0:13.79)	0:41.91	2421.6
9	7 <b>FRANKLY DARLING</b> R Havlin	2	42.3	0:11.04	0:14.22 [7] (0:14.22)	0:25.26 [4] (0:11.04)	0:36.97 [3] (0:11.71)	0:49.64 [3] (0:12.67)	1:03.86 [4] (0:14.22)	1:17.62 [3] (0:13.76)	1:31.37 [3] (0:13.75)	0:44.70	2414.2
10	5 <b>CABALETTA</b> David Egan	7	42.3	0:11.08	0:14.79 [12] (0:14.79)	0:25.87 [12] (0:11.08)	0:37.56 [11] (0:11.69)	0:50.13 [9] (0:12.57)	1:04.26 [8] (0:14.13)	1:18.07 [8] (0:13.81)	1:31.88 [9] (0:13.81)	0:46.96	2415.6

[ ] Ranking at each section and finish  
 -:-:- No data available at this section  
 NA No data available

TAB Saddle cloth number  
 DNF Did not finish  
 DNT Did not track



# QIPCO British Champions Day

## Race 3: Qipco British Champions Fillies & Mares Stakes (Group 1) - 1M 3F 211Y

17 October 2020 - 14:31



Track Rating: Soft, Weather: Overcast, Rail Position: True

Distance To Go		11fur	10fur	9fur	8fur	7fur	6fur	5fur	Last 3fur				
Field Times		0:13.90 (0:13.90)	0:25.02 (0:11.12)	0:36.61 (0:11.59)	0:49.27 (0:12.66)	1:03.53 (0:14.25)	1:17.26 (0:13.72)	1:31.05 (0:13.79)	0:40.32				
Rank	TAB Horse	Barrier	Top Speed [mi/h]	Fastest Section									Distance Travelled [m]
11	9 LABURNUM James Doyle	5	41.7	0:11.12	0:14.37 [9]	0:25.49 [8]	0:37.49 [9]	0:50.22 [11]	1:04.40 [10]	1:18.14 [10]	1:31.93 [10]	0:54.91	2416.9
			10fur	10fur	(0:14.37)	(0:11.12)	(0:12.00)	(0:12.73)	(0:14.18)	(0:13.74)	(0:13.79)		
12	1 ANTONIA DE VEGA Harry Bentley	11	41.2	0:11.17	0:14.14 [4]	0:25.31 [5]	0:36.99 [4]	0:49.74 [5]	1:04.07 [5]	1:17.90 [6]	1:31.59 [5]	0:55.31	2423.6
			10fur	10fur	(0:14.14)	(0:11.17)	(0:11.68)	(0:12.75)	(0:14.33)	(0:13.83)	(0:13.69)		

# QIPCO British Champions Day

## Race 3: Qipco British Champions Fillies & Mares Stakes (Group 1) - 1M 3F 211Y

17 October 2020 - 14:31



Track Rating: Soft, Weather: Overcast, Rail Position: True

Distance To Go		4fur	3fur	2fur	1fur	Finish	Last 3fur					
Field Times		1:44.75 (1:44.75)	1:57.68 (0:12.93)	2:10.52 (0:12.84)	2:23.99 (0:13.46)	2:38.01 (0:14.01)	0:40.32					
Rank	TAB Horse	Barrier	Top Speed [mi/h]	Fastest Section	Official Finish Time					Distance Travelled [m]		
1	12 <b>WONDERFUL TONIGHT</b> W Buick	9	41.1	0:11.19	1:44.78 [2] (0:13.68)	1:57.68 [1] (0:12.90)	2:10.52 [1] (0:12.84)	2:23.99 [1] (0:13.47)	2:38.01 [1] (0:14.02)	2:37.84	0:40.33	2416.7
2	2 <b>DAME MALLIOT</b> Hollie Doyle	4	41.9	0:11.07	1:45.11 [4] (0:13.70)	1:58.02 [3] (0:12.91)	2:10.77 [2] (0:12.75)	2:24.28 [2] (0:13.51)	2:38.49 [2] (0:14.21)	2:38.33	0:40.47	2420.4
3	10 <b>PASSION</b> R L Moore	6	41.5	0:11.19	1:45.37 [6] (0:13.72)	1:58.34 [4] (0:12.97)	2:11.09 [4] (0:12.75)	2:24.60 [4] (0:13.51)	2:38.65 [3] (0:14.05)	2:38.52	0:40.31	2417.7
4	4 <b>MEHDAAYIH</b> L Dettori	8	41.1	0:11.30	1:45.69 [11] (0:13.51)	1:58.36 [5] (0:12.67)	2:10.80 [3] (0:12.44)	2:24.38 [3] (0:13.58)	2:39.06 [4] (0:14.68)	2:38.90	0:40.70	2421.3
5	6 <b>EVEN SO</b> C T Keane	3	41.6	0:11.21	1:45.81 [12] (0:13.64)	1:58.55 [8] (0:12.74)	2:11.17 [5] (0:12.62)	2:25.05 [5] (0:13.88)	2:39.48 [5] (0:14.43)	2:39.45	0:40.93	2422.0
6	3 <b>MANUELA DE VEGA</b> Rob Hornby	12	41.7	0:11.12	1:44.75 [1] (0:13.70)	1:57.94 [2] (0:13.19)	2:11.53 [6] (0:13.59)	2:25.78 [6] (0:14.25)	2:40.06 [6] (0:14.28)	2:39.94	0:42.12	2419.6
7	11 <b>THUNDERING NIGHTS</b> Tom Marquand	1	42.1	0:11.05	1:45.40 [7] (0:13.69)	1:58.54 [7] (0:13.14)	2:11.77 [7] (0:13.23)	2:26.05 [7] (0:14.28)	2:40.26 [7] (0:14.21)	2:40.06	0:41.72	2416.4
8	8 <b>GOLD WAND</b> Andrea Atzeni	10	41.5	0:11.18	1:45.57 [8] (0:13.71)	1:59.07 [10] (0:13.50)	2:12.13 [8] (0:13.06)	2:26.21 [8] (0:14.08)	2:40.98 [8] (0:14.77)	2:40.79	0:41.91	2421.6
9	7 <b>FRANKLY DARLING</b> R Havlin	2	42.3	0:11.04	1:45.06 [3] (0:13.69)	1:58.45 [6] (0:13.39)	2:12.40 [9] (0:13.95)	2:27.64 [9] (0:15.24)	2:43.15 [9] (0:15.51)	2:42.99	0:44.70	2414.2
10	5 <b>CABALETTA</b> David Egan	7	42.3	0:11.08	1:45.63 [9] (0:13.75)	1:59.14 [11] (0:13.51)	2:13.28 [11] (0:14.14)	2:28.91 [10] (0:15.63)	2:46.10 [10] (0:17.19)	2:46.07	0:46.96	2415.6

[ ] Ranking at each section and finish  
 -:-:- No data available at this section  
 NA No data available

TAB Saddle cloth number  
 DNF Did not finish  
 DNT Did not track

# QIPCO British Champions Day

## Race 3: Qipco British Champions Fillies & Mares Stakes (Group 1) - 1M 3F 211Y

17 October 2020 - 14:31



Track Rating: Soft, Weather: Overcast, Rail Position: True

Distance To Go		4fur	3fur	2fur	1fur	Finish	Last 3fur					
Field Times		1:44.75 (1:44.75)	1:57.68 (0:12.93)	2:10.52 (0:12.84)	2:23.99 (0:13.46)	2:38.01 (0:14.01)	0:40.32					
Rank	TAB Horse	Barrier	Top Speed [mi/h]	Fastest Section						Official Finish Time	Distance Travelled [m]	
11	9 LABURNUM	5	41.7	0:11.12	1:45.64 [10]	1:58.83 [9]	2:12.83 [10]	2:30.29 [11]	2:53.74 [11]	2:53.67	0:54.91	2416.9
	James Doyle		10fur	10fur	(0:13.71)	(0:13.19)	(0:14.00)	(0:17.46)	(0:23.45)			
12	1 ANTONIA DE VEGA	11	41.2	0:11.17	1:45.28 [5]	1:59.17 [12]	2:13.97 [12]	2:32.09 [12]	2:54.48 [12]	2:54.39	0:55.31	2423.6
	Harry Bentley		10fur	10fur	(0:13.69)	(0:13.89)	(0:14.80)	(0:18.12)	(0:22.39)			

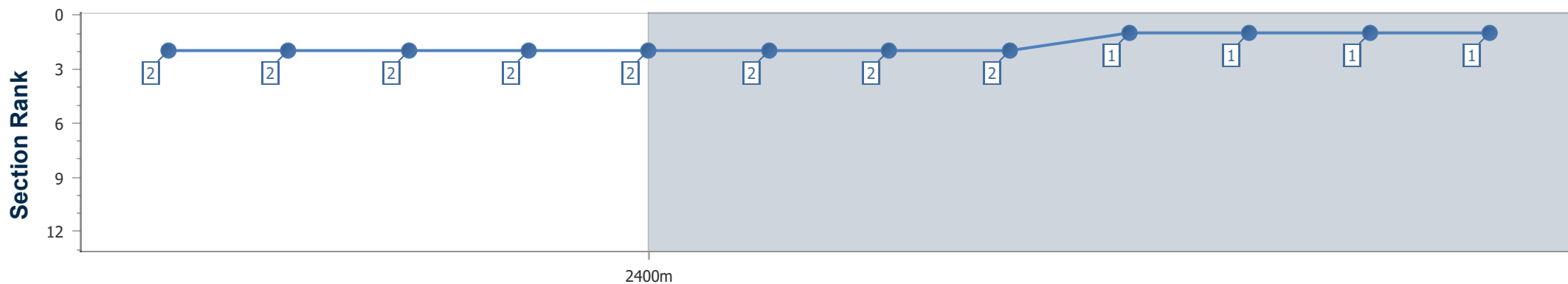
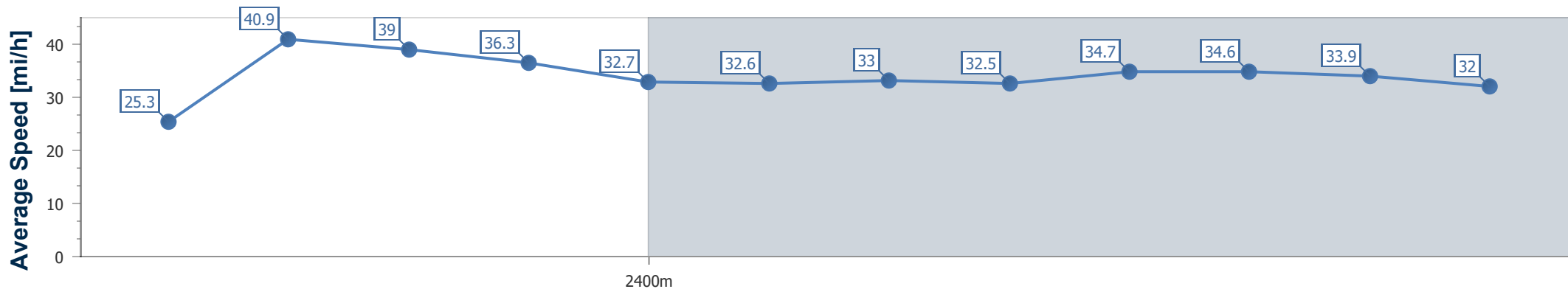


Horse Name	Wonderful Tonight
Finish Rank	1
Fastest Section Time (Section)	0:11.19 (10fur)
Top Speed [mi/h] (Section)	41.1 (10fur)
Race State	Finished

**QIPCO British Champions Day**  
**Race 3: Qipco British Champions Fillies & Mares Stakes**  
 (Group 1) - 1M 3F 211Y  
 17 October 2020 - 14:31  
 Track Rating: Firm, Weather: Overcast, Rail Position: True



Distance To Go	11fur	10fur	9fur	8fur	7fur	6fur	5fur	4fur	3fur	2fur	1fur	Finish
Section Times	0:13.99 [2] (0:13.99)	0:25.18 [2] (0:11.19)	0:36.93 [2] (0:11.75)	0:49.56 [2] (0:12.63)	1:03.58 [2] (0:14.02)	1:17.36 [2] (0:13.78)	1:31.10 [2] (0:13.74)	1:44.78 [2] (0:13.68)	1:57.68 [1] (0:12.90)	2:10.52 [1] (0:12.84)	2:23.99 [1] (0:13.47)	2:38.01 [1] (0:14.02)
Average Speed [mi/h]	25.3	40.9	39.0	36.3	32.7	32.6	33.0	32.5	34.7	34.6	33.9	32.0
Top Speed [mi/h]	40.9	41.1	40.7	37.5	33.8	33.6	33.6	33.7	35.2	35.1	34.9	32.5



- [ ] Ranking at each section and finish
- .-.- No data available at this section
- NA No data available

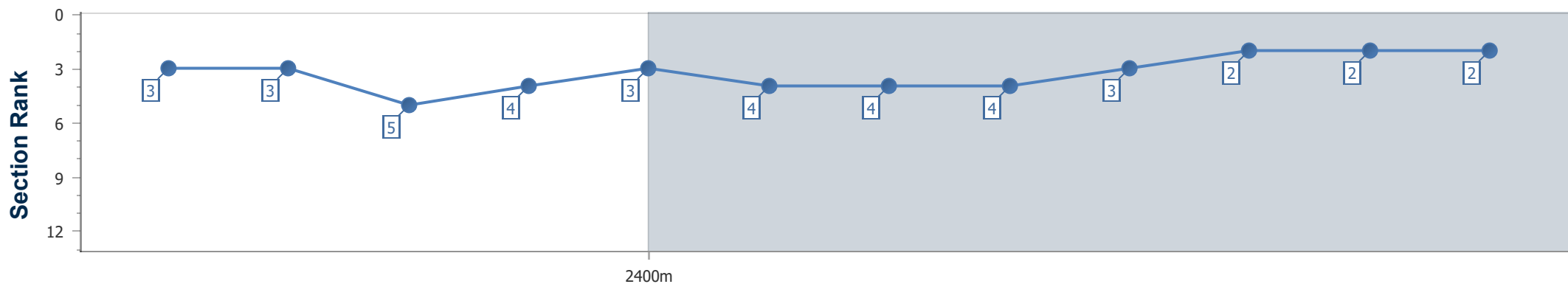
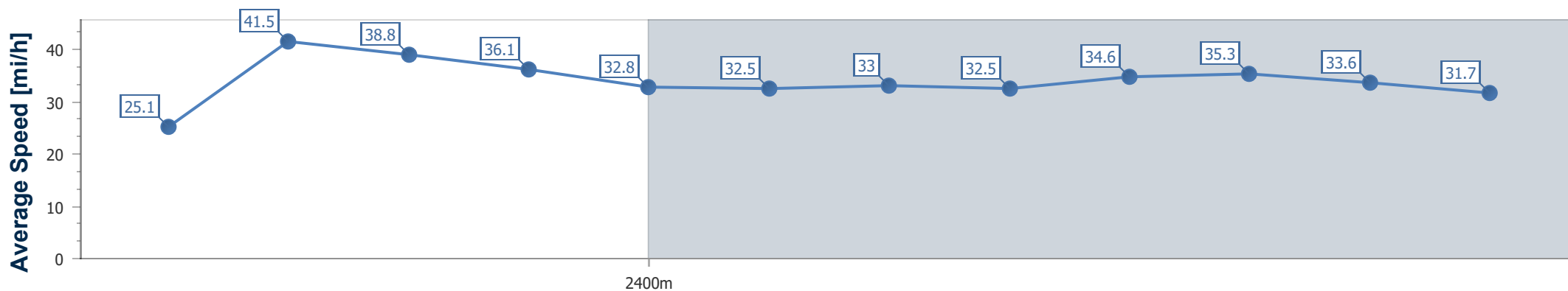


Horse Name	Dame Malliot
Finish Rank	2
Fastest Section Time (Section)	0:11.07 (10fur)
Top Speed [mi/h] (Section)	41.9 (10fur)
Race State	Finished

**QIPCO British Champions Day**  
**Race 3: Qipco British Champions Fillies & Mares Stakes**  
 (Group 1) - 1M 3F 211Y  
 17 October 2020 - 14:31  
 Track Rating: Firm, Weather: Overcast, Rail Position: True



Distance To Go	11fur	10fur	9fur	8fur	7fur	6fur	5fur	4fur	3fur	2fur	1fur	Finish
Section Times	0:14.13 [3] (0:14.13)	0:25.20 [3] (0:11.07)	0:37.07 [5] (0:11.87)	0:49.70 [4] (0:12.63)	1:03.80 [3] (0:14.10)	1:17.67 [4] (0:13.87)	1:31.41 [4] (0:13.74)	1:45.11 [4] (0:13.70)	1:58.02 [3] (0:12.91)	2:10.77 [2] (0:12.75)	2:24.28 [2] (0:13.51)	2:38.49 [2] (0:14.21)
Average Speed [mi/h]	25.1	41.5	38.8	36.1	32.8	32.5	33.0	32.5	34.6	35.3	33.6	31.7
Top Speed [mi/h]	40.6	41.9	41.0	37.0	34.1	33.4	33.5	33.8	35.4	36.0	34.7	32.7



- [ ] Ranking at each section and finish
- .-.- No data available at this section
- NA No data available



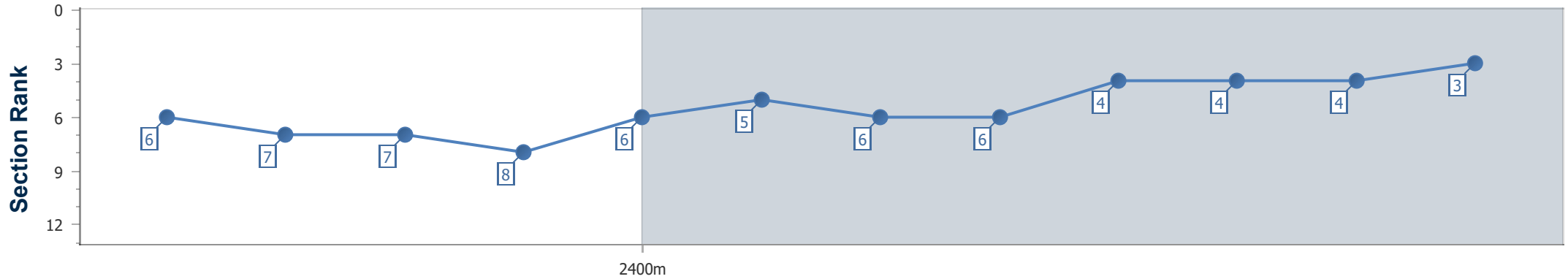
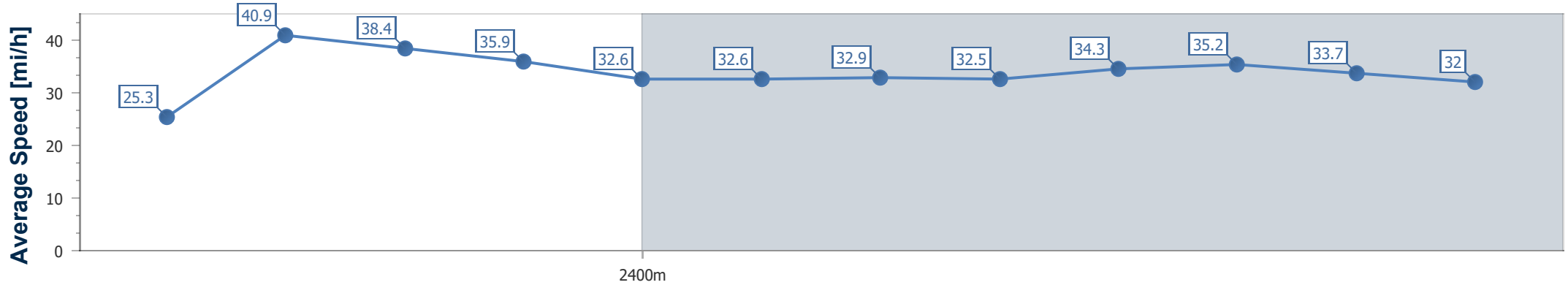
Horse Name	Passion
Finish Rank	3
Fastest Section Time (Section)	0:11.19 (10fur)
Top Speed [mi/h] (Section)	41.5 (10fur)
Race State	Finished

**QIPCO British Champions Day**  
**Race 3: Qipco British Champions Fillies & Mares Stakes**  
 (Group 1) - 1M 3F 211Y  
 17 October 2020 - 14:31



Track Rating: Firm, Weather: Overcast, Rail Position: True

Distance To Go	11fur	10fur	9fur	8fur	7fur	6fur	5fur	4fur	3fur	2fur	1fur	Finish
Section Times	0:14.16 [6] (0:14.16)	0:25.35 [7] (0:11.19)	0:37.27 [7] (0:11.92)	0:49.99 [8] (0:12.72)	1:04.11 [6] (0:14.12)	1:17.87 [5] (0:13.76)	1:31.65 [6] (0:13.78)	1:45.37 [6] (0:13.72)	1:58.34 [4] (0:12.97)	2:11.09 [4] (0:12.75)	2:24.60 [4] (0:13.51)	2:38.65 [3] (0:14.05)
Average Speed [mi/h]	25.3	40.9	38.4	35.9	32.6	32.6	32.9	32.5	34.3	35.2	33.7	32.0
Top Speed [mi/h]	39.7	41.5	40.4	36.8	34.0	33.9	33.9	33.6	35.0	35.9	34.9	32.7



- [ ] Ranking at each section and finish
- .-.- No data available at this section
- NA No data available



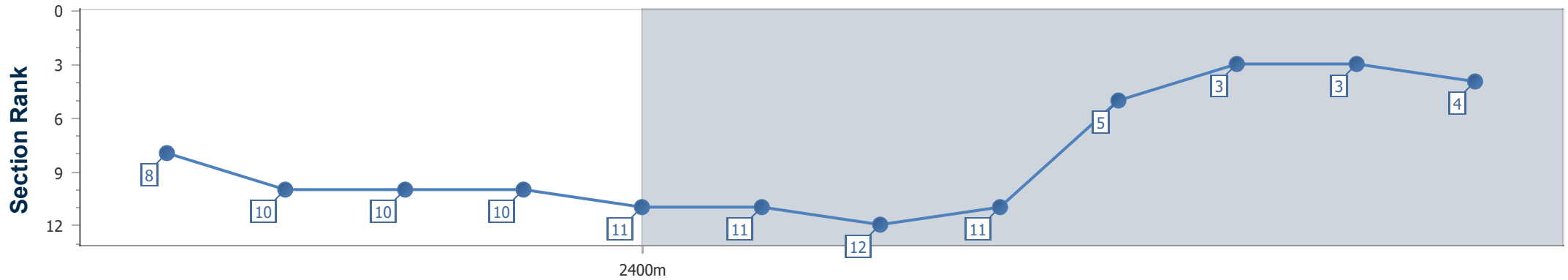
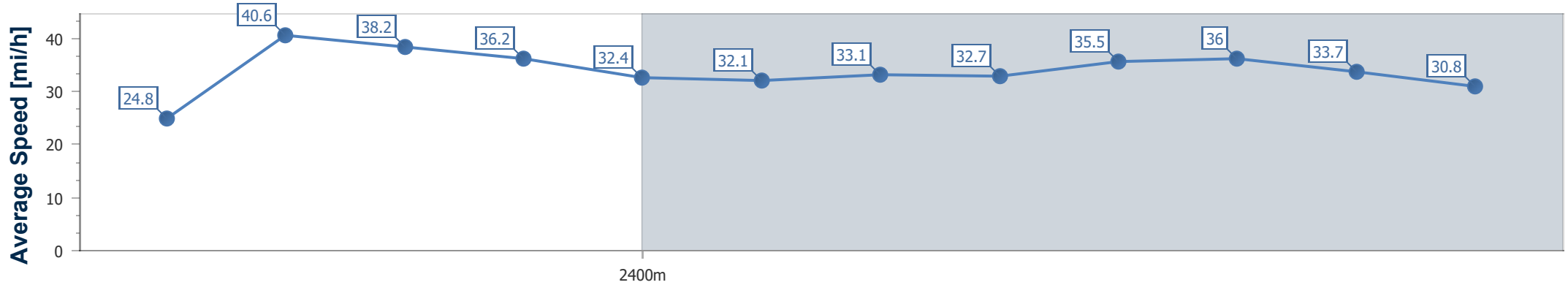
Horse Name	Mehdaayih
Finish Rank	4
Fastest Section Time (Section)	0:11.30 (10fur)
Top Speed [mi/h] (Section)	41.1 (10fur)
Race State	Finished

**QIPCO British Champions Day**  
**Race 3: Qipco British Champions Fillies & Mares Stakes**  
 (Group 1) - 1M 3F 211Y  
 17 October 2020 - 14:31



Track Rating: Firm, Weather: Overcast, Rail Position: True

Distance To Go	11fur	10fur	9fur	8fur	7fur	6fur	5fur	4fur	3fur	2fur	1fur	Finish
Section Times	0:14.29 [8] (0:14.29)	0:25.59 [10] (0:11.30)	0:37.55 [10] (0:11.96)	0:50.19 [10] (0:12.64)	1:04.54 [11] (0:14.35)	1:18.36 [11] (0:13.82)	1:32.18 [12] (0:13.82)	1:45.69 [11] (0:13.51)	1:58.36 [5] (0:12.67)	2:10.80 [3] (0:12.44)	2:24.38 [3] (0:13.58)	2:39.06 [4] (0:14.68)
Average Speed [mi/h]	24.8	40.6	38.2	36.2	32.4	32.1	33.1	32.7	35.5	36.0	33.7	30.8
Top Speed [mi/h]	40.3	41.1	40.0	37.3	34.0	34.6	34.6	34.7	35.9	37.0	35.4	32.1



- [ ] Ranking at each section and finish
- .-.- No data available at this section
- NA No data available





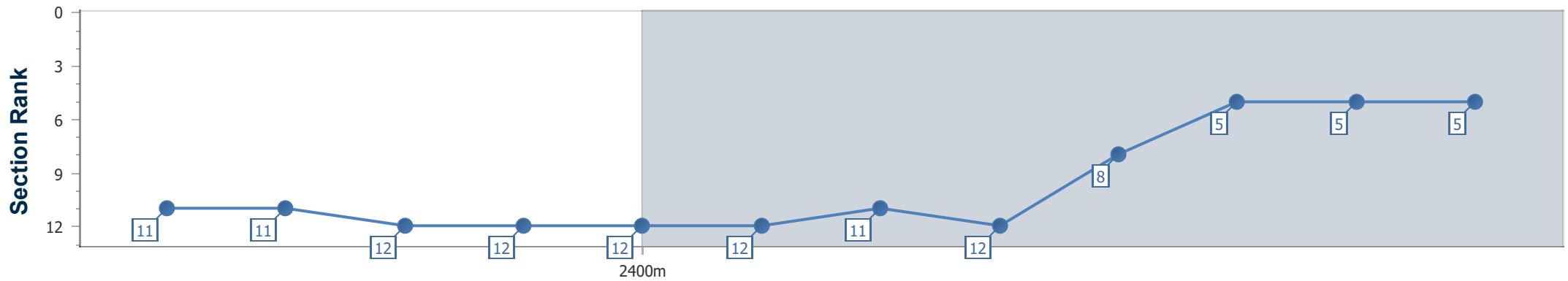
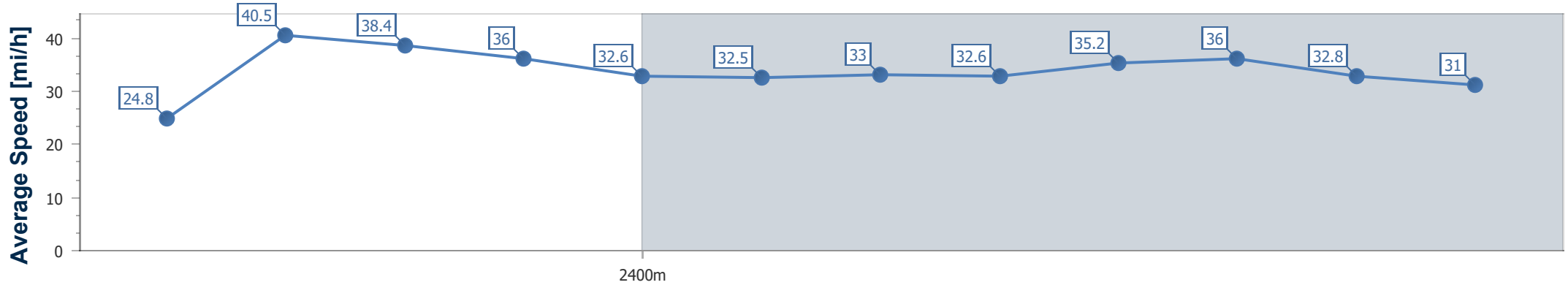
Horse Name	Even So
Finish Rank	5
Fastest Section Time (Section)	0:11.21 (10fur)
Top Speed [mi/h] (Section)	41.6 (10fur)
Race State	Finished

**QIPCO British Champions Day**  
**Race 3: Qipco British Champions Fillies & Mares Stakes**  
 (Group 1) - 1M 3F 211Y  
 17 October 2020 - 14:31



Track Rating: Firm, Weather: Overcast, Rail Position: True

Distance To Go	11fur	10fur	9fur	8fur	7fur	6fur	5fur	4fur	3fur	2fur	1fur	Finish
Section Times	0:14.59 [11] (0:14.59)	0:25.80 [11] (0:11.21)	0:37.72 [12] (0:11.92)	0:50.42 [12] (0:12.70)	1:04.65 [12] (0:14.23)	1:18.39 [12] (0:13.74)	1:32.17 [11] (0:13.78)	1:45.81 [12] (0:13.64)	1:58.55 [8] (0:12.74)	2:11.17 [5] (0:12.62)	2:25.05 [5] (0:13.88)	2:39.48 [5] (0:14.43)
Average Speed [mi/h]	24.8	40.5	38.4	36.0	32.6	32.5	33.0	32.6	35.2	36.0	32.8	31.0
Top Speed [mi/h]	38.4	41.6	40.5	36.9	34.0	34.4	34.4	33.9	35.9	37.0	34.5	31.6



- [ ] Ranking at each section and finish
- .-.- No data available at this section
- NA No data available



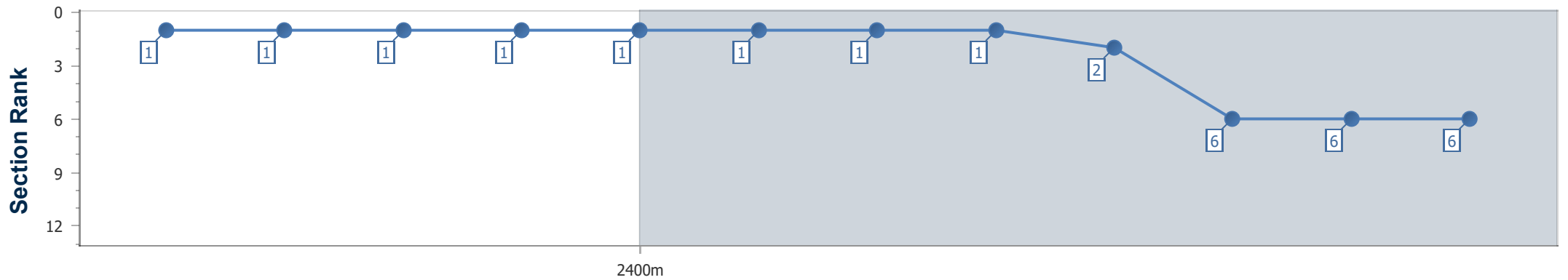
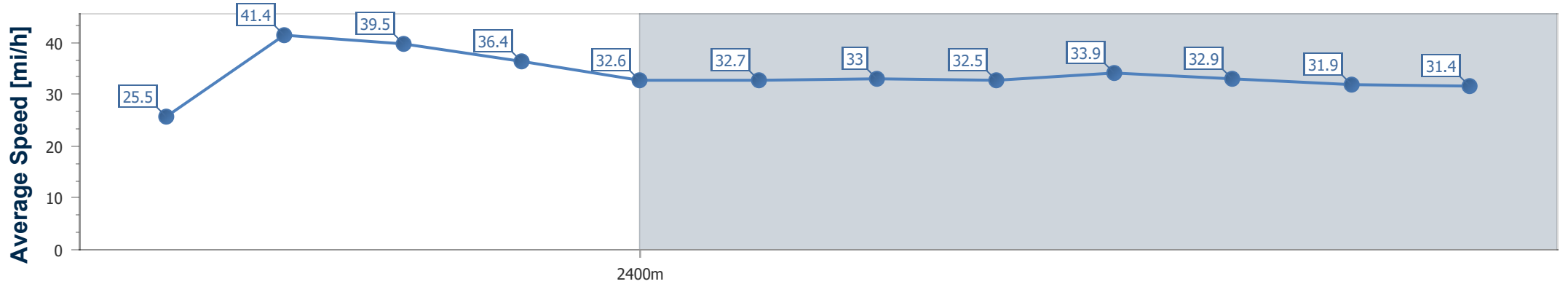
Horse Name	Manuela De Vega
Finish Rank	6
Fastest Section Time (Section)	0:11.12 (10fur)
Top Speed [mi/h] (Section)	41.7 (10fur)
Race State	Finished

**QIPCO British Champions Day**  
**Race 3: Qipco British Champions Fillies & Mares Stakes**  
 (Group 1) - 1M 3F 211Y  
 17 October 2020 - 14:31



Track Rating: Firm, Weather: Overcast, Rail Position: True

Distance To Go	11fur	10fur	9fur	8fur	7fur	6fur	5fur	4fur	3fur	2fur	1fur	Finish
Section Times	0:13.90 [1] (0:13.90)	0:25.02 [1] (0:11.12)	0:36.61 [1] (0:11.59)	0:49.27 [1] (0:12.66)	1:03.53 [1] (0:14.26)	1:17.26 [1] (0:13.73)	1:31.05 [1] (0:13.79)	1:44.75 [1] (0:13.70)	1:57.94 [2] (0:13.19)	2:11.53 [6] (0:13.59)	2:25.78 [6] (0:14.25)	2:40.06 [6] (0:14.28)
Average Speed [mi/h]	25.5	41.4	39.5	36.4	32.6	32.7	33.0	32.5	33.9	32.9	31.9	31.4
Top Speed [mi/h]	41.3	41.7	40.8	37.9	33.9	33.7	33.8	33.2	34.4	33.3	32.9	31.8



- [ ] Ranking at each section and finish
- .-.- No data available at this section
- NA No data available



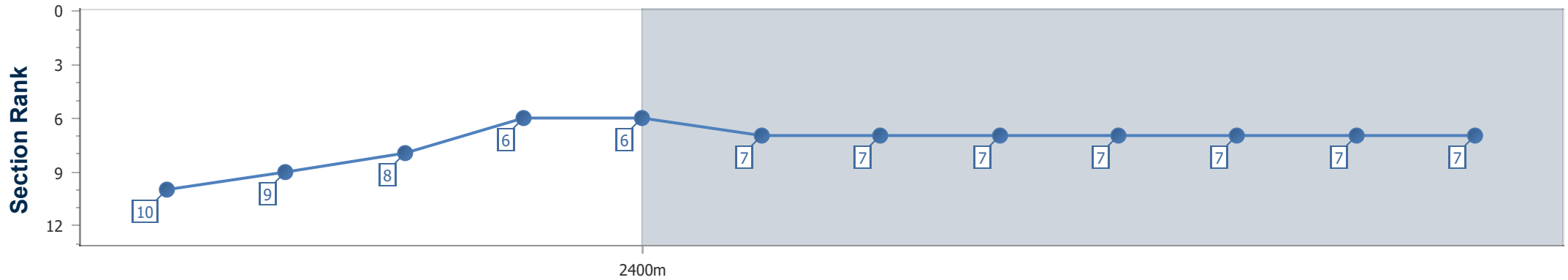
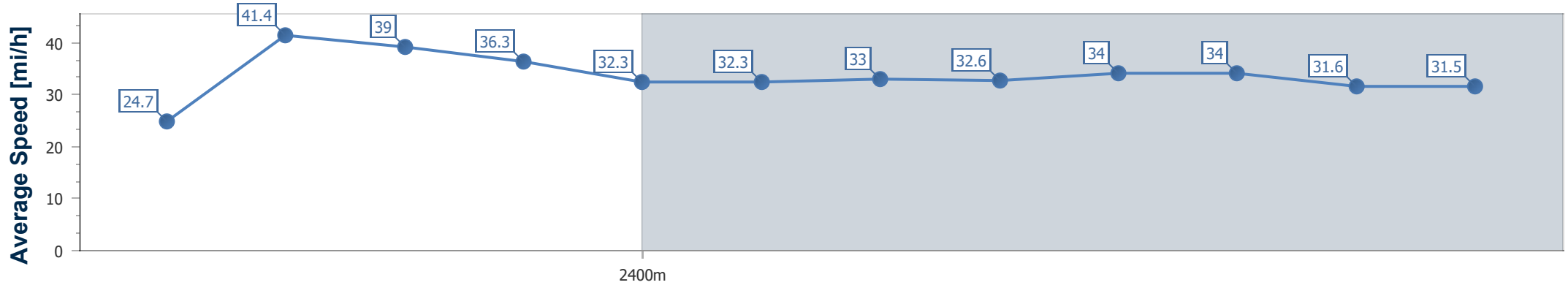
Horse Name	Thundering Nights
Finish Rank	7
Fastest Section Time (Section)	0:11.05 (10fur)
Top Speed [mi/h] (Section)	42.1 (10fur)
Race State	Finished

**QIPCO British Champions Day**  
**Race 3: Qipco British Champions Fillies & Mares Stakes**  
 (Group 1) - 1M 3F 211Y  
 17 October 2020 - 14:31



Track Rating: Firm, Weather: Overcast, Rail Position: True

Distance To Go	11fur	10fur	9fur	8fur	7fur	6fur	5fur	4fur	3fur	2fur	1fur	Finish
Section Times	0:14.47 [10] (0:14.47)	0:25.52 [9] (0:11.05)	0:37.28 [8] (0:11.76)	0:49.89 [6] (0:12.61)	1:04.11 [6] (0:14.22)	1:17.95 [7] (0:13.84)	1:31.71 [7] (0:13.76)	1:45.40 [7] (0:13.69)	1:58.54 [7] (0:13.14)	2:11.77 [7] (0:13.23)	2:26.05 [7] (0:14.28)	2:40.26 [7] (0:14.21)
Average Speed [mi/h]	24.7	41.4	39.0	36.3	32.3	32.3	33.0	32.6	34.0	34.0	31.6	31.5
Top Speed [mi/h]	39.8	42.1	40.9	37.4	34.0	33.5	33.5	33.6	34.2	35.0	33.1	31.9



- [ ] Ranking at each section and finish
- .-.- No data available at this section
- NA No data available



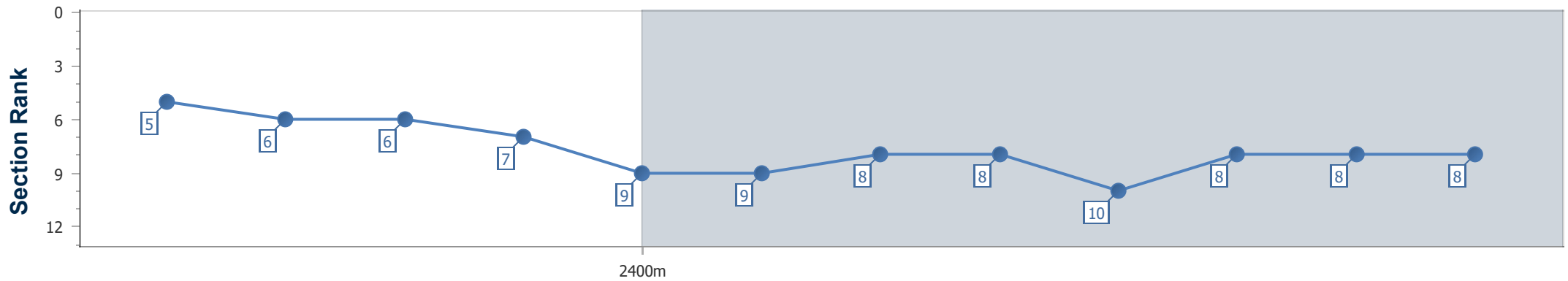
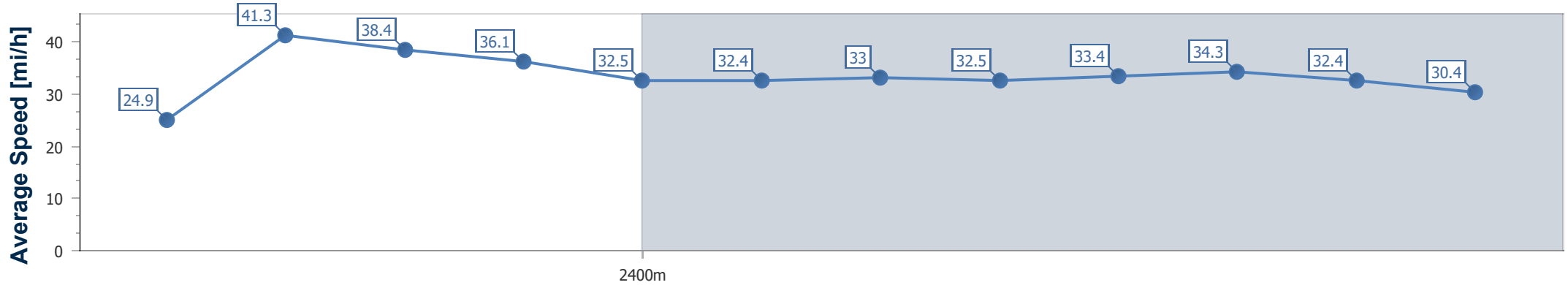
Horse Name	Gold Wand
Finish Rank	8
Fastest Section Time (Section)	0:11.18 (10fur)
Top Speed [mi/h] (Section)	41.5 (10fur)
Race State	Finished

**QIPCO British Champions Day**  
**Race 3: Qipco British Champions Fillies & Mares Stakes**  
 (Group 1) - 1M 3F 211Y  
 17 October 2020 - 14:31



Track Rating: Firm, Weather: Overcast, Rail Position: True

Distance To Go	11fur	10fur	9fur	8fur	7fur	6fur	5fur	4fur	3fur	2fur	1fur	Finish
Section Times	0:14.15 [5] (0:14.15)	0:25.33 [6] (0:11.18)	0:37.21 [6] (0:11.88)	0:49.96 [7] (0:12.75)	1:04.29 [9] (0:14.33)	1:18.07 [9] (0:13.78)	1:31.86 [8] (0:13.79)	1:45.57 [8] (0:13.71)	1:59.07 [10] (0:13.50)	2:12.13 [8] (0:13.06)	2:26.21 [8] (0:14.08)	2:40.98 [8] (0:14.77)
Average Speed [mi/h]	24.9	41.3	38.4	36.1	32.5	32.4	33.0	32.5	33.4	34.3	32.4	30.4
Top Speed [mi/h]	41.4	41.5	40.2	37.6	33.9	34.1	34.1	33.5	34.3	35.3	33.9	31.2



- [ ] Ranking at each section and finish
- .-.- No data available at this section
- NA No data available

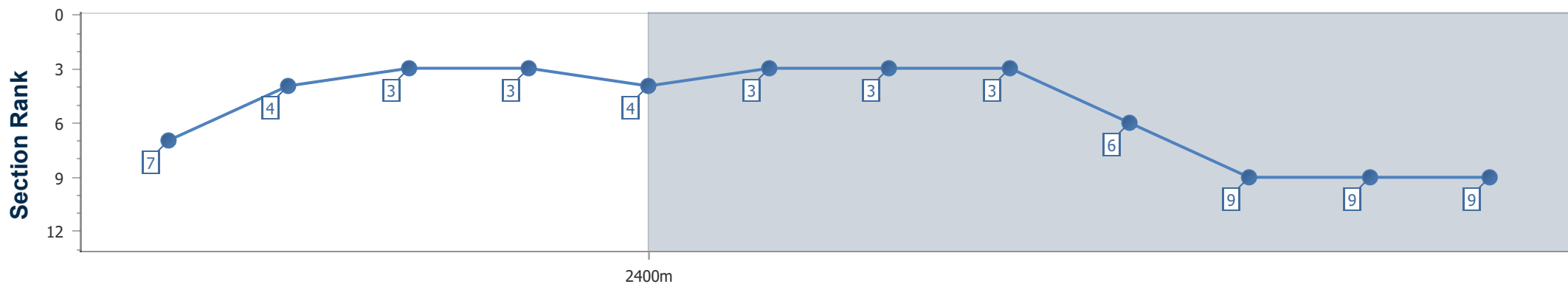
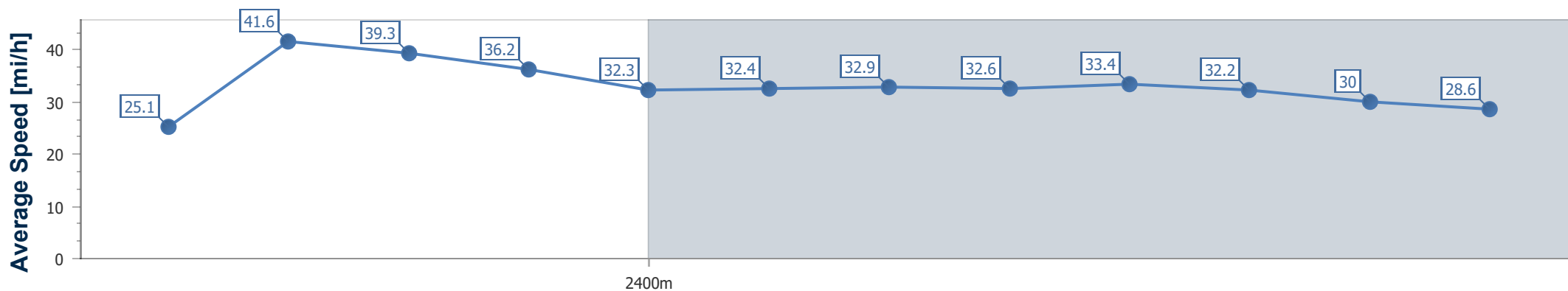


Horse Name	Frankly Darling
Finish Rank	9
Fastest Section Time (Section)	0:11.04 (10fur)
Top Speed [mi/h] (Section)	42.3 (10fur)
Race State	Finished

**QIPCO British Champions Day**  
**Race 3: Qipco British Champions Fillies & Mares Stakes**  
 (Group 1) - 1M 3F 211Y  
 17 October 2020 - 14:31  
 Track Rating: Firm, Weather: Overcast, Rail Position: True



Distance To Go	11fur	10fur	9fur	8fur	7fur	6fur	5fur	4fur	3fur	2fur	1fur	Finish
Section Times	0:14.22 [7] (0:14.22)	0:25.26 [4] (0:11.04)	0:36.97 [3] (0:11.71)	0:49.64 [3] (0:12.67)	1:03.86 [4] (0:14.22)	1:17.62 [3] (0:13.76)	1:31.37 [3] (0:13.75)	1:45.06 [3] (0:13.69)	1:58.45 [6] (0:13.39)	2:12.40 [9] (0:13.95)	2:27.64 [9] (0:15.24)	2:43.15 [9] (0:15.51)
Average Speed [mi/h]	25.1	41.6	39.3	36.2	32.3	32.4	32.9	32.6	33.4	32.2	30.0	28.6
Top Speed [mi/h]	40.0	42.3	40.9	37.5	33.9	33.5	33.5	33.4	33.7	32.7	31.6	29.0



- [ ] Ranking at each section and finish
- .-.- No data available at this section
- NA No data available

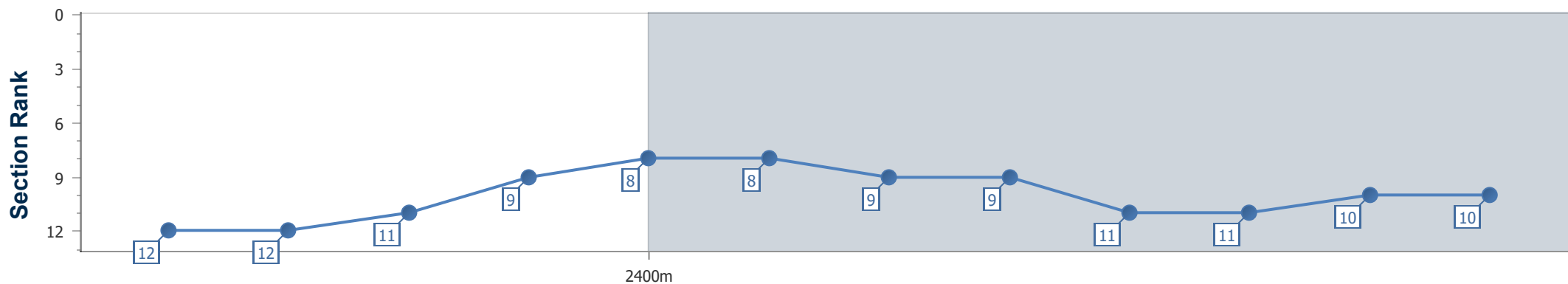
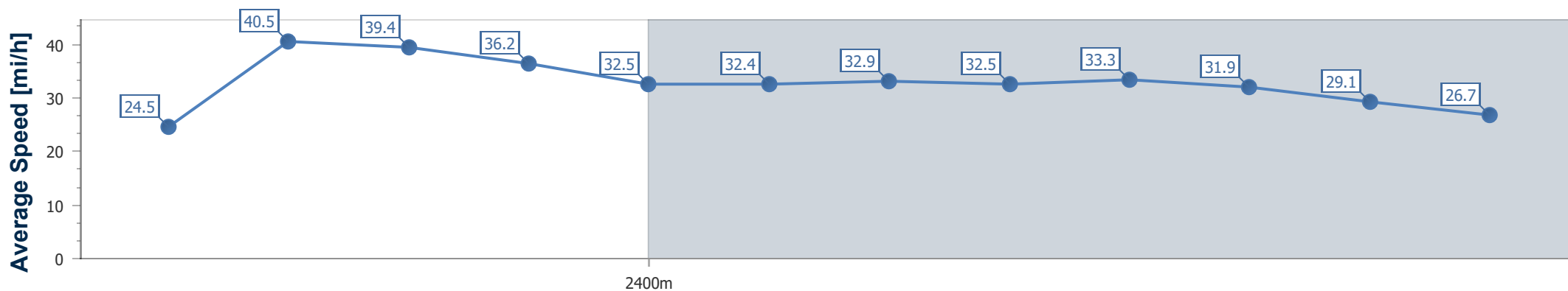


Horse Name	Cabaletta
Finish Rank	10
Fastest Section Time (Section)	0:11.08 (10fur)
Top Speed [mi/h] (Section)	42.3 (10fur)
Race State	Finished

**QIPCO British Champions Day**  
**Race 3: Qipco British Champions Fillies & Mares Stakes**  
 (Group 1) - 1M 3F 211Y  
 17 October 2020 - 14:31  
 Track Rating: Firm, Weather: Overcast, Rail Position: True



Distance To Go	11fur	10fur	9fur	8fur	7fur	6fur	5fur	4fur	3fur	2fur	1fur	Finish
Section Times	0:14.79 [12] (0:14.79)	0:25.87 [12] (0:11.08)	0:37.56 [11] (0:11.69)	0:50.13 [9] (0:12.57)	1:04.26 [8] (0:14.13)	1:18.07 [8] (0:13.81)	1:31.88 [9] (0:13.81)	1:45.63 [9] (0:13.75)	1:59.14 [11] (0:13.51)	2:13.28 [11] (0:14.14)	2:28.91 [10] (0:15.63)	2:46.10 [10] (0:17.19)
Average Speed [mi/h]	24.5	40.5	39.4	36.2	32.5	32.4	32.9	32.5	33.3	31.9	29.1	26.7
Top Speed [mi/h]	38.3	42.3	41.5	37.4	34.2	33.8	33.8	33.2	34.0	33.0	30.5	28.2



- [ ] Ranking at each section and finish
- .-.- No data available at this section
- NA No data available



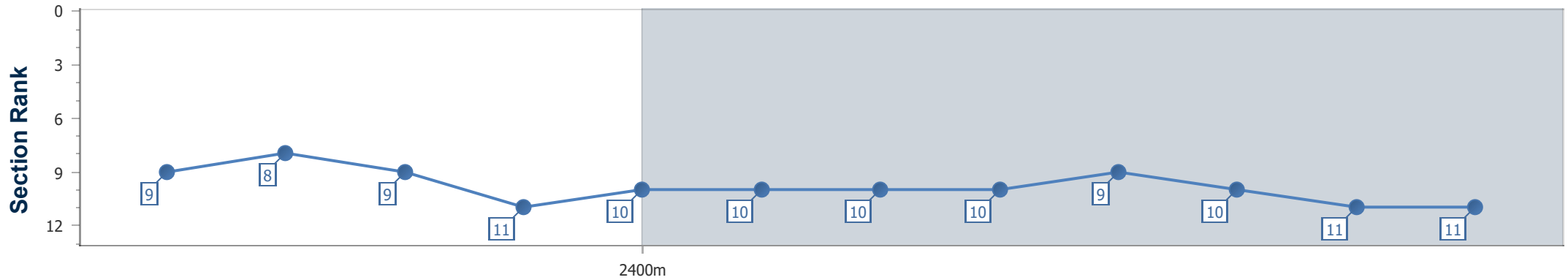
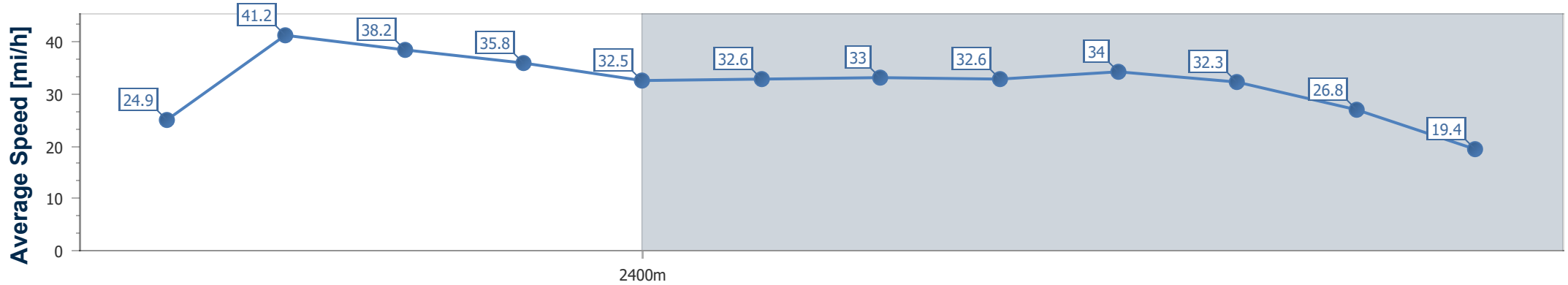
Horse Name	Laburnum
Finish Rank	11
Fastest Section Time (Section)	0:11.12 (10fur)
Top Speed [mi/h] (Section)	41.7 (10fur)
Race State	Finished

**QIPCO British Champions Day**  
**Race 3: Qipco British Champions Fillies & Mares Stakes**  
 (Group 1) - 1M 3F 211Y  
 17 October 2020 - 14:31



Track Rating: Firm, Weather: Overcast, Rail Position: True

Distance To Go	11fur	10fur	9fur	8fur	7fur	6fur	5fur	4fur	3fur	2fur	1fur	Finish
Section Times	0:14.37 [9] (0:14.37)	0:25.49 [8] (0:11.12)	0:37.49 [9] (0:12.00)	0:50.22 [11] (0:12.73)	1:04.40 [10] (0:14.18)	1:18.14 [10] (0:13.74)	1:31.93 [10] (0:13.79)	1:45.64 [10] (0:13.71)	1:58.83 [9] (0:13.19)	2:12.83 [10] (0:14.00)	2:30.29 [11] (0:17.46)	2:53.74 [11] (0:23.45)
Average Speed [mi/h]	24.9	41.2	38.2	35.8	32.5	32.6	33.0	32.6	34.0	32.3	26.8	19.4
Top Speed [mi/h]	39.4	41.7	40.7	36.7	34.0	34.2	34.1	33.4	34.5	33.3	30.7	22.7



- [ ] Ranking at each section and finish
- .-.- No data available at this section
- NA No data available



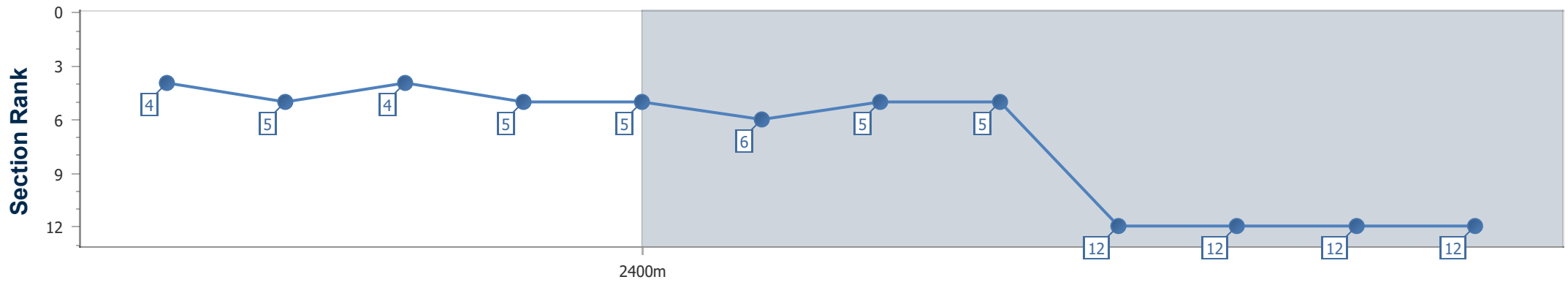
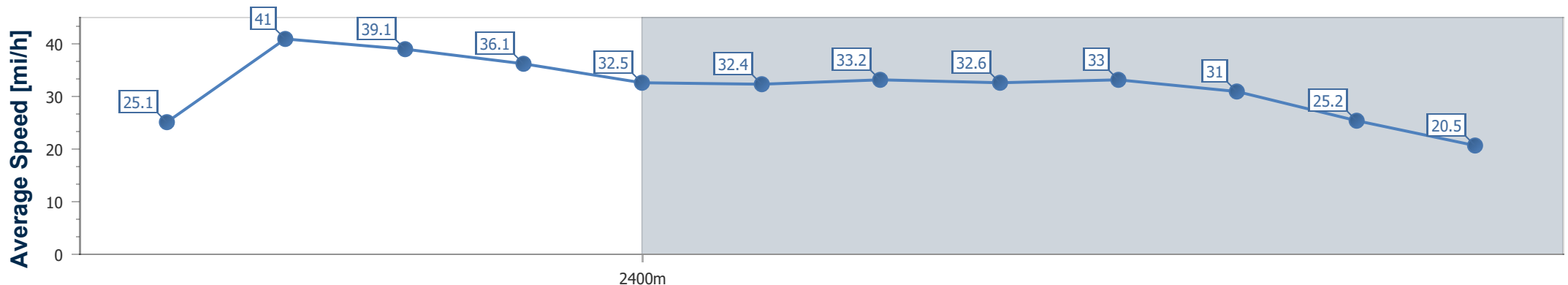
Horse Name	Antonia De Vega
Finish Rank	12
Fastest Section Time (Section)	0:11.17 (10fur)
Top Speed [mi/h] (Section)	41.2 (10fur)
Race State	Finished

**QIPCO British Champions Day**  
**Race 3: Qipco British Champions Fillies & Mares Stakes**  
 (Group 1) - 1M 3F 211Y  
 17 October 2020 - 14:31



Track Rating: Firm, Weather: Overcast, Rail Position: True

Distance To Go	11fur	10fur	9fur	8fur	7fur	6fur	5fur	4fur	3fur	2fur	1fur	Finish
Section Times	0:14.14 [4] (0:14.14)	0:25.31 [5] (0:11.17)	0:36.99 [4] (0:11.68)	0:49.74 [5] (0:12.75)	1:04.07 [5] (0:14.33)	1:17.90 [6] (0:13.83)	1:31.59 [5] (0:13.69)	1:45.28 [5] (0:13.69)	1:59.17 [12] (0:13.89)	2:13.97 [12] (0:14.80)	2:32.09 [12] (0:18.12)	2:54.48 [12] (0:22.39)
Average Speed [mi/h]	25.1	41.0	39.1	36.1	32.5	32.4	33.2	32.6	33.0	31.0	25.2	20.5
Top Speed [mi/h]	40.3	41.2	40.6	38.0	33.6	33.9	33.9	33.7	33.8	32.3	27.7	23.2



- [ ] Ranking at each section and finish
- .-.- No data available at this section
- NA No data available