

# QIPCO British Champions Day

## Race 4: Queen Elizabeth II Stakes (Group 1) (Sponsored By Qipco) (Str) - 1M

17 October 2020 - 15:08



Track Rating: Soft, Weather: Overcast, Rail Position: True

Distance To Go		7fur	6fur	5fur	4fur	3fur	2fur	1fur	Last 3fur				
Field Times		0:15.79 (0:15.79)	0:28.73 (0:12.94)	0:41.85 (0:13.12)	0:54.91 (0:13.05)	1:07.60 (0:12.69)	1:19.62 (0:12.02)	1:32.15 (0:12.52)	0:37.71				
Rank	TAB Horse	Barrier	Top Speed [mi/h]	Fastest Section									Distance Travelled [m]
1	9 THE REVENANT P C Boudot	6	38.3	0:11.90	0:16.10 [5] (0:16.10)	0:29.11 [6] (0:13.01)	0:42.30 [6] (0:13.19)	0:55.42 [7] (0:13.12)	1:08.06 [8] (0:12.64)	1:19.96 [6] (0:11.90)	1:32.39 [2] (0:12.43)	0:37.39	1610.6
2	7 ROSEMAN Andrea Atzeni	10	37.8	0:12.02	0:15.79 [1] (0:15.79)	0:28.73 [1] (0:12.94)	0:41.85 [1] (0:13.12)	0:54.91 [1] (0:13.06)	1:07.60 [1] (0:12.69)	1:19.62 [1] (0:12.02)	1:32.15 [1] (0:12.53)	0:37.71	1610.3
3	12 PALACE PIER L Dettori	5	38.7	0:11.82	0:16.90 [14] (0:16.90)	0:29.75 [14] (0:12.85)	0:42.68 [12] (0:12.93)	0:55.57 [10] (0:12.89)	1:08.06 [7] (0:12.49)	1:19.88 [5] (0:11.82)	1:32.41 [3] (0:12.53)	0:37.95	1611.0
4	8 SIR BUSKER Oisin Murphy	9	38.3	0:11.98	0:16.41 [9] (0:16.41)	0:29.25 [7] (0:12.84)	0:42.33 [7] (0:13.08)	0:55.36 [6] (0:13.03)	1:08.05 [6] (0:12.69)	1:20.03 [8] (0:11.98)	1:32.64 [4] (0:12.61)	0:37.99	1611.7
5	14 VERACIOUS Tom Marquand	3	38.8	0:11.80	0:16.53 [10] (0:16.53)	0:29.45 [10] (0:12.92)	0:42.65 [10] (0:13.20)	0:55.69 [12] (0:13.04)	1:08.29 [12] (0:12.60)	1:20.09 [9] (0:11.80)	1:32.76 [5] (0:12.67)	0:38.06	1610.8
6	6 LORD GLITTERS D Tudhope	13	38.3	0:12.02	0:16.57 [11] (0:16.57)	0:29.57 [11] (0:13.00)	0:42.66 [11] (0:13.09)	0:55.65 [11] (0:12.99)	1:08.26 [11] (0:12.61)	1:20.28 [12] (0:12.02)	1:33.05 [10] (0:12.77)	0:38.12	1610.4
7	3 DARK VISION W Buick	11	38.1	0:12.04	0:16.17 [6] (0:16.17)	0:29.10 [5] (0:12.93)	0:42.24 [5] (0:13.14)	0:55.31 [5] (0:13.07)	1:07.97 [5] (0:12.66)	1:20.01 [7] (0:12.04)	1:32.87 [8] (0:12.86)	0:38.55	1610.1
8	11 NAZEEF Jim Crowley	14	38.3	0:12.01	0:16.03 [4] (0:16.03)	0:29.02 [4] (0:12.99)	0:42.14 [4] (0:13.12)	0:55.20 [4] (0:13.06)	1:07.86 [4] (0:12.66)	1:19.87 [4] (0:12.01)	1:32.77 [6] (0:12.90)	0:38.91	1609.2
9	1 CENTURY DREAM James Doyle	12	38.0	0:12.04	0:15.95 [3] (0:15.95)	0:28.88 [3] (0:12.93)	0:42.00 [3] (0:13.12)	0:55.06 [2] (0:13.06)	1:07.75 [3] (0:12.69)	1:19.79 [2] (0:12.04)	1:32.81 [7] (0:13.02)	0:39.12	1609.2
10	2 CIRCUS MAXIMUS R L Moore	2	37.7	0:12.11	0:15.84 [2] (0:15.84)	0:28.83 [2] (0:12.99)	0:41.98 [2] (0:13.15)	0:55.07 [3] (0:13.09)	1:07.74 [2] (0:12.67)	1:19.85 [3] (0:12.11)	1:32.93 [9] (0:13.08)	0:39.31	1610.2

# QIPCO British Champions Day

## Race 4: Queen Elizabeth II Stakes (Group 1) (Sponsored By Qipco) (Str) - 1M

17 October 2020 - 15:08



Track Rating: Soft, Weather: Overcast, Rail Position: True

Distance To Go		7fur	6fur	5fur	4fur	3fur	2fur	1fur	Last 3fur				
Field Times		0:15.79 (0:15.79)	0:28.73 (0:12.94)	0:41.85 (0:13.12)	0:54.91 (0:13.05)	1:07.60 (0:12.69)	1:19.62 (0:12.02)	1:32.15 (0:12.52)	0:37.71				
Rank	TAB Horse	Barrier	Top Speed [mi/h]	Fastest Section									Distance Travelled [m]
11	13 ROYAL DORNOCH C T Keane	7	38.0	0:12.20	0:16.69 [12] (0:16.69)	0:29.66 [12] (0:12.97)	0:42.84 [13] (0:13.18)	0:55.77 [13] (0:12.93)	1:08.35 [13] (0:12.58)	1:20.55 [14] (0:12.20)	1:33.73 [13] (0:13.18)	0:39.40	1611.6
12	10 MOLATHAM Dane O'Neill	4	38.3	0:11.95	0:16.32 [7] (0:16.32)	0:29.29 [8] (0:12.97)	0:42.47 [8] (0:13.18)	0:55.52 [8] (0:13.05)	1:08.19 [10] (0:12.67)	1:20.14 [10] (0:11.95)	1:33.30 [11] (0:13.16)	0:39.54	1610.5
13	4 ESCOBAR A Kirby	1	38.8	0:11.90	0:16.70 [13] (0:16.70)	0:29.69 [13] (0:12.99)	0:42.88 [14] (0:13.19)	0:55.84 [14] (0:12.96)	1:08.36 [14] (0:12.52)	1:20.26 [11] (0:11.90)	1:33.47 [12] (0:13.21)	0:39.70	1613.0
14	5 LANCASTER HOUSE S M Levey	8	37.9	0:12.27	0:16.33 [8] (0:16.33)	0:29.34 [9] (0:13.01)	0:42.54 [9] (0:13.20)	0:55.57 [9] (0:13.03)	1:08.13 [9] (0:12.56)	1:20.40 [13] (0:12.27)	1:34.26 [14] (0:13.86)	0:40.70	1610.7

**QIPCO British Champions Day**  
**Race 4: Queen Elizabeth II Stakes (Group 1) (Sponsored By Qipco) (Str) - 1M**

17 October 2020 - 15:08



Track Rating: Soft, Weather: Overcast, Rail Position: True

Distance To Go				Finish				Last 3fur	
Field Times				1:45.31				0:37.71	
				(1:45.31)					
Rank	TAB Horse	Barrier	Top Speed [mi/h]	Fastest Section		Official Finish Time			Distance Travelled [m]
1	9 THE REVENANT	6	38.3	0:11.90	1:45.45 [1]	1:45.13		0:37.39	1610.6
	P C Boudot		2fur	2fur	(0:13.06)				
2	7 ROSEMAN	10	37.8	0:12.02	1:45.31 [2]	1:45.16		0:37.71	1610.3
	Andrea Atzeni		2fur	2fur	(0:13.16)				
3	12 PALACE PIER	5	38.7	0:11.82	1:46.01 [3]	1:45.80		0:37.95	1611.0
	L Dettori		2fur	2fur	(0:13.60)				
4	8 SIR BUSKER	9	38.3	0:11.98	1:46.04 [4]	1:45.92		0:37.99	1611.7
	Oisin Murphy		2fur	2fur	(0:13.40)				
5	14 VERACIOUS	3	38.8	0:11.80	1:46.35 [5]	1:46.16		0:38.06	1610.8
	Tom Marquand		2fur	2fur	(0:13.59)				
6	6 LORD GLITTERS	13	38.3	0:12.02	1:46.38 [6]	1:46.28		0:38.12	1610.4
	D Tudhope		2fur	2fur	(0:13.33)				
7	3 DARK VISION	11	38.1	0:12.04	1:46.52 [7]	1:46.36		0:38.55	1610.1
	W Buick		2fur	2fur	(0:13.65)				
8	11 NAZEEF	14	38.3	0:12.01	1:46.77 [8]	1:46.61		0:38.91	1609.2
	Jim Crowley		2fur	2fur	(0:14.00)				
9	1 CENTURY DREAM	12	38.0	0:12.04	1:46.87 [9]	1:46.71		0:39.12	1609.2
	James Doyle		2fur	2fur	(0:14.06)				
10	2 CIRCUS MAXIMUS	2	37.7	0:12.11	1:47.05 [10]	1:46.89		0:39.31	1610.2
	R L Moore		2fur	2fur	(0:14.12)				

[ ] Ranking at each section and finish  
 -:-:- No data available at this section  
 NA No data available

TAB Saddle cloth number  
 DNF Did not finish  
 DNT Did not track

data processed by



# QIPCO British Champions Day

## Race 4: Queen Elizabeth II Stakes (Group 1) (Sponsored By Qipco) (Str) - 1M

17 October 2020 - 15:08



Track Rating: Soft, Weather: Overcast, Rail Position: True

Distance To Go				Finish				Last 3fur	
Field Times				1:45.31		(1:45.31)		0:37.71	
Rank	TAB	Horse	Barrier	Top Speed [mi/h]	Fastest Section	Official Finish Time			Distance Travelled [m]
11	13	<b>ROYAL DORNOCH</b>	7	38.0	0:12.20	1:47.75 [11]	1:47.55		
		C T Keane		2fur	2fur	(0:14.02)		0:39.40	1611.6
12	10	<b>MOLATHAM</b>	4	38.3	0:11.95	1:47.73 [12]	1:47.65		
		Dane O'Neill		2fur	2fur	(0:14.43)		0:39.54	1610.5
13	4	<b>ESCOBAR</b>	1	38.8	0:11.90	1:48.06 [13]	1:47.79		
		A Kirby		2fur	2fur	(0:14.59)		0:39.70	1613.0
14	5	<b>LANCASTER HOUSE</b>	8	37.9	0:12.27	1:48.83 [14]	1:48.68		
		S M Levey		2fur	2fur	(0:14.57)		0:40.70	1610.7



Horse Name	The Revenant
Finish Rank	1
Fastest Section Time (Section)	0:11.90 (2fur)
Top Speed [mi/h] (Section)	38.3 (2fur)
Race State	Finished

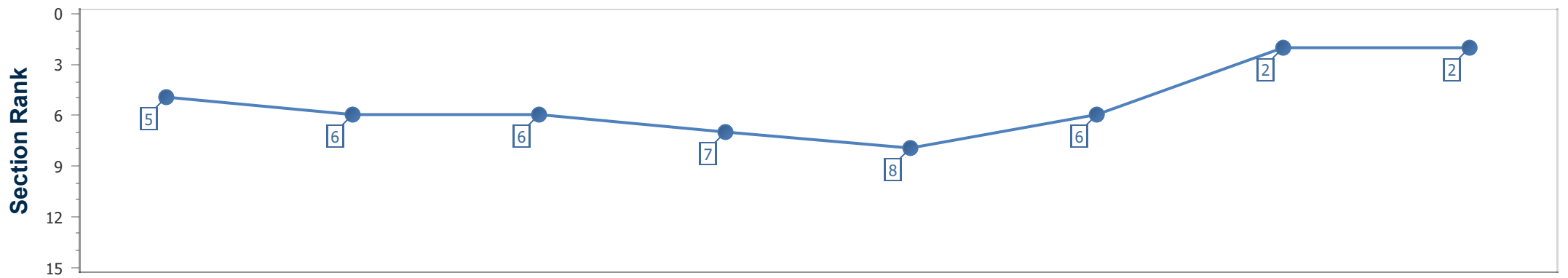
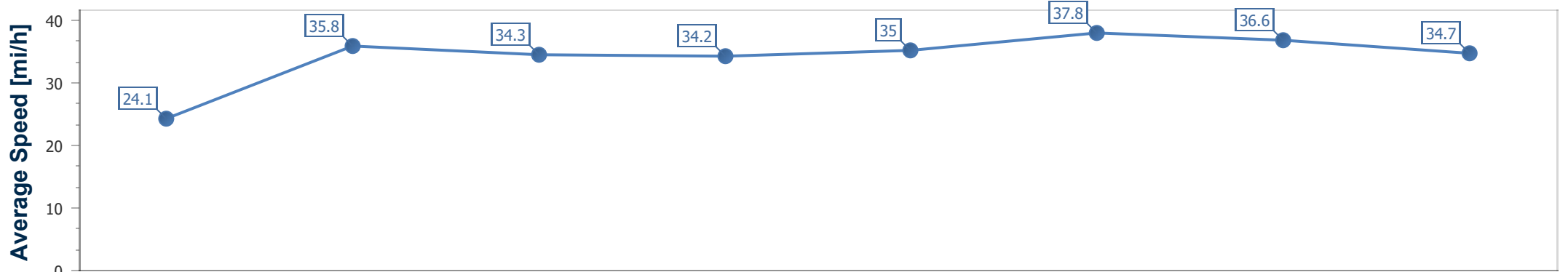
QIPCO British Champions Day  
 Race 4: Queen Elizabeth II Stakes (Group 1) (Sponsored By Qipco) (Str) - 1M



17 October 2020 - 15:08

Track Rating: Firm, Weather: Overcast, Rail Position: True

Distance To Go	7fur	6fur	5fur	4fur	3fur	2fur	1fur	Finish					
Section Times	0:16.10 [5] (0:16.10)	0:29.11 [6] (0:13.01)	0:42.30 [6] (0:13.19)	0:55.42 [7] (0:13.12)	1:08.06 [8] (0:12.64)	1:19.96 [6] (0:11.90)	1:32.39 [2] (0:12.43)	1:45.45 [2] (0:13.06)					
Average Speed [mi/h]	24.1	35.8	34.3	34.2	35.0	37.8	36.6	34.7					
Top Speed [mi/h]	36.8	36.9	34.6	34.6	36.4	38.3	37.8	35.6					



- [ ] Ranking at each section and finish
- .-.- No data available at this section
- NA No data available





Horse Name	Roseman
Finish Rank	2
Fastest Section Time (Section)	0:12.02 (2fur)
Top Speed [mi/h] (Section)	37.8 (2fur)
Race State	Finished

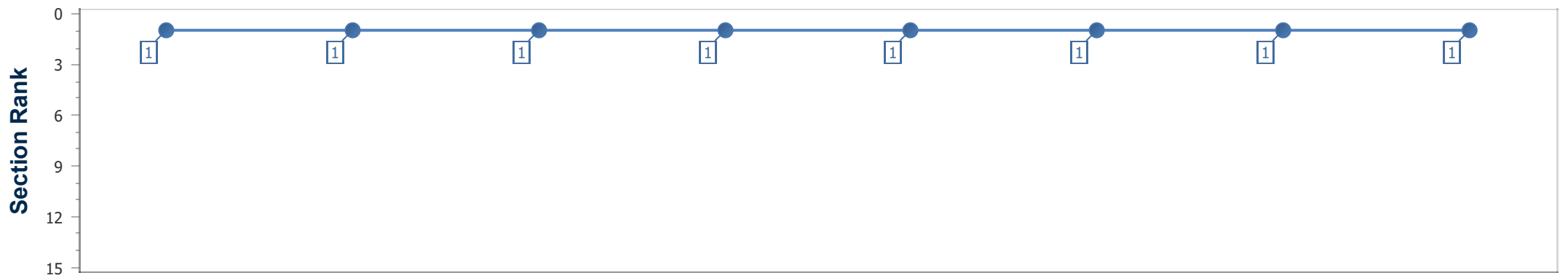

QIPCO British Champions Day  
 Race 4: Queen Elizabeth II Stakes (Group 1) (Sponsored By Qipco) (Str) - 1M



17 October 2020 - 15:08

Track Rating: Firm, Weather: Overcast, Rail Position: True

Distance To Go	7fur	6fur	5fur	4fur	3fur	2fur	1fur	Finish					
Section Times	0:15.79 [1] (0:15.79)	0:28.73 [1] (0:12.94)	0:41.85 [1] (0:13.12)	0:54.91 [1] (0:13.06)	1:07.60 [1] (0:12.69)	1:19.62 [1] (0:12.02)	1:32.15 [1] (0:12.53)	1:45.31 [1] (0:13.16)					
Average Speed [mi/h]	24.7	35.9	34.4	34.5	35.1	37.4	36.5	34.2					
Top Speed [mi/h]	36.5	36.8	34.8	34.8	36.3	37.8	37.5	35.1					



- [ ] Ranking at each section and finish
- .-.- No data available at this section
- NA No data available



Horse Name	Palace Pier
Finish Rank	3
Fastest Section Time (Section)	0:11.82 (2fur)
Top Speed [mi/h] (Section)	38.7 (2fur)
Race State	Finished

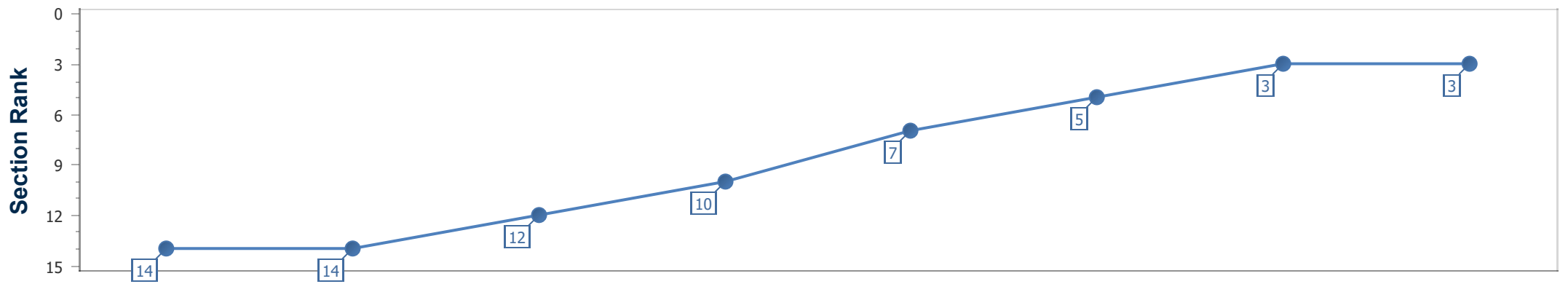
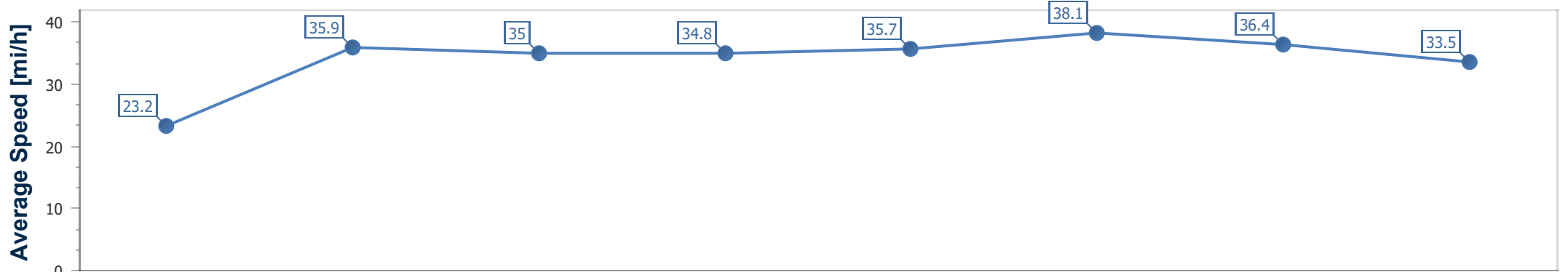
**QIPCO British Champions Day**  
**Race 4: Queen Elizabeth II Stakes (Group 1) (Sponsored By Qipco) (Str) - 1M**



17 October 2020 - 15:08

Track Rating: Firm, Weather: Overcast, Rail Position: True

Distance To Go	7fur	6fur	5fur	4fur	3fur	2fur	1fur	Finish					
Section Times	0:16.90 [14] (0:16.90)	0:29.75 [14] (0:12.85)	0:42.68 [12] (0:12.93)	0:55.57 [10] (0:12.89)	1:08.06 [7] (0:12.49)	1:19.88 [5] (0:11.82)	1:32.41 [3] (0:12.53)	1:46.01 [3] (0:13.60)					
Average Speed [mi/h]	23.2	35.9	35.0	34.8	35.7	38.1	36.4	33.5					
Top Speed [mi/h]	35.2	36.7	35.4	35.4	36.5	38.7	37.8	34.8					



- [ ] Ranking at each section and finish
- .-.- No data available at this section
- NA No data available





Horse Name	Sir Busker
Finish Rank	4
Fastest Section Time (Section)	0:11.98 (2fur)
Top Speed [mi/h] (Section)	38.3 (2fur)
Race State	Finished

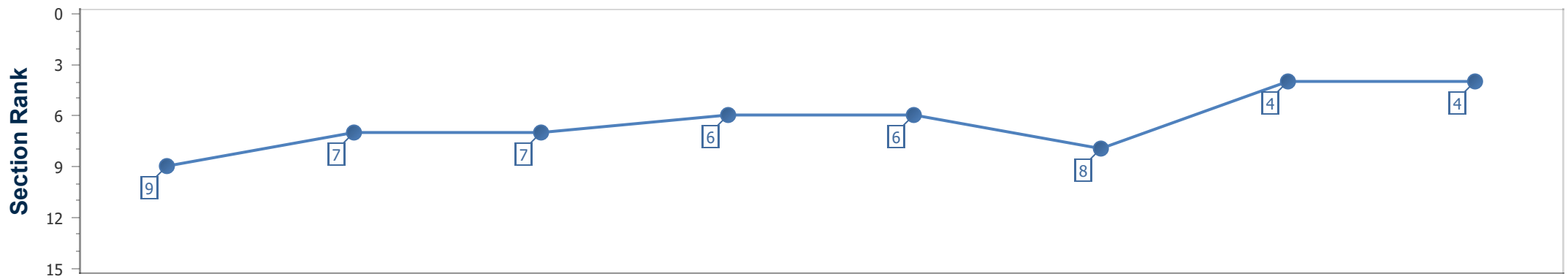
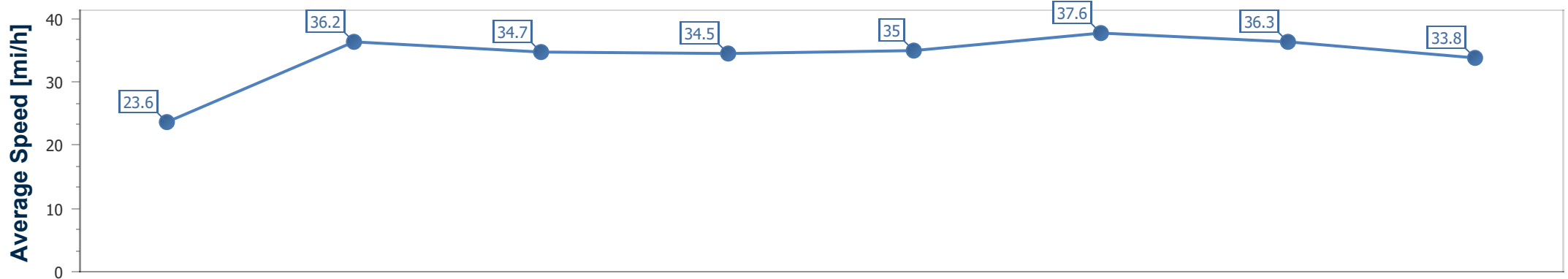
QIPCO British Champions Day  
 Race 4: Queen Elizabeth II Stakes (Group 1) (Sponsored By Qipco) (Str) - 1M



17 October 2020 - 15:08

Track Rating: Firm, Weather: Overcast, Rail Position: True

Distance To Go	7fur	6fur	5fur	4fur	3fur	2fur	1fur	Finish					
Section Times	0:16.41 [9] (0:16.41)	0:29.25 [7] (0:12.84)	0:42.33 [7] (0:13.08)	0:55.36 [6] (0:13.03)	1:08.05 [6] (0:12.69)	1:20.03 [8] (0:11.98)	1:32.64 [4] (0:12.61)	1:46.04 [4] (0:13.40)					
Average Speed [mi/h]	23.6	36.2	34.7	34.5	35.0	37.6	36.3	33.8					
Top Speed [mi/h]	36.8	37.0	35.4	35.1	36.2	38.3	37.2	35.2					



- [ ] Ranking at each section and finish
- .-.- No data available at this section
- NA No data available





Horse Name	Veracious
Finish Rank	5
Fastest Section Time (Section)	0:11.80 (2fur)
Top Speed [mi/h] (Section)	38.8 (2fur)
Race State	Finished

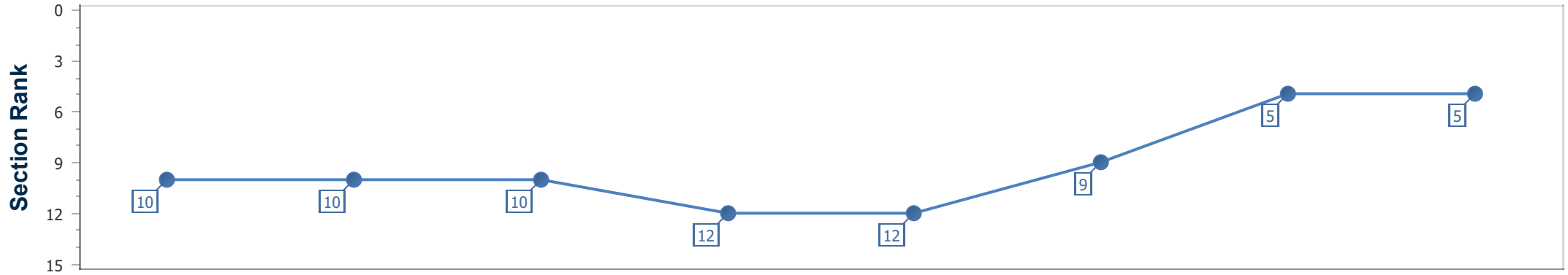
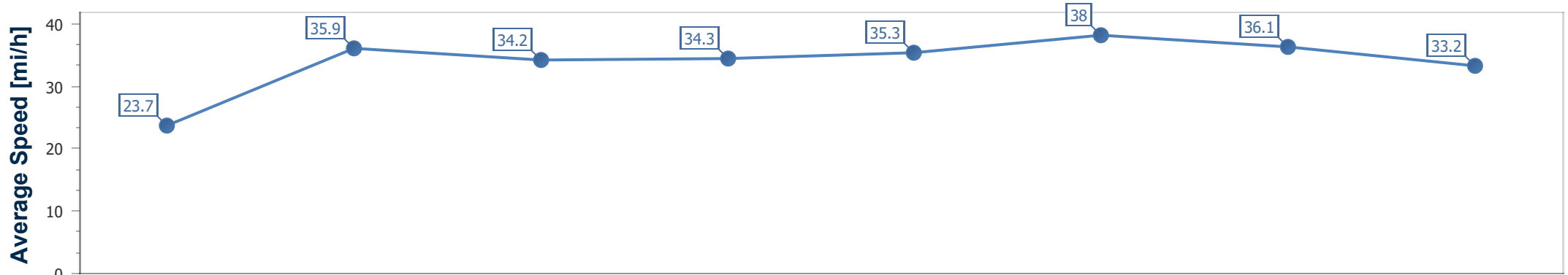
QIPCO British Champions Day  
 Race 4: Queen Elizabeth II Stakes (Group 1) (Sponsored By Qipco) (Str) - 1M



17 October 2020 - 15:08

Track Rating: Firm, Weather: Overcast, Rail Position: True

Distance To Go	7fur	6fur	5fur	4fur	3fur	2fur	1fur	Finish					
Section Times	0:16.53 [10] (0:16.53)	0:29.45 [10] (0:12.92)	0:42.65 [10] (0:13.20)	0:55.69 [12] (0:13.04)	1:08.29 [12] (0:12.60)	1:20.09 [9] (0:11.80)	1:32.76 [5] (0:12.67)	1:46.35 [5] (0:13.59)					
Average Speed [mi/h]	23.7	35.9	34.2	34.3	35.3	38.0	36.1	33.2					
Top Speed [mi/h]	36.0	36.6	34.8	35.0	36.4	38.8	37.7	34.3					



- [ ] Ranking at each section and finish
- .-.- No data available at this section
- NA No data available



Horse Name	Lord Glitters
Finish Rank	6
Fastest Section Time (Section)	0:12.02 (2fur)
Top Speed [mi/h] (Section)	38.3 (2fur)
Race State	Finished

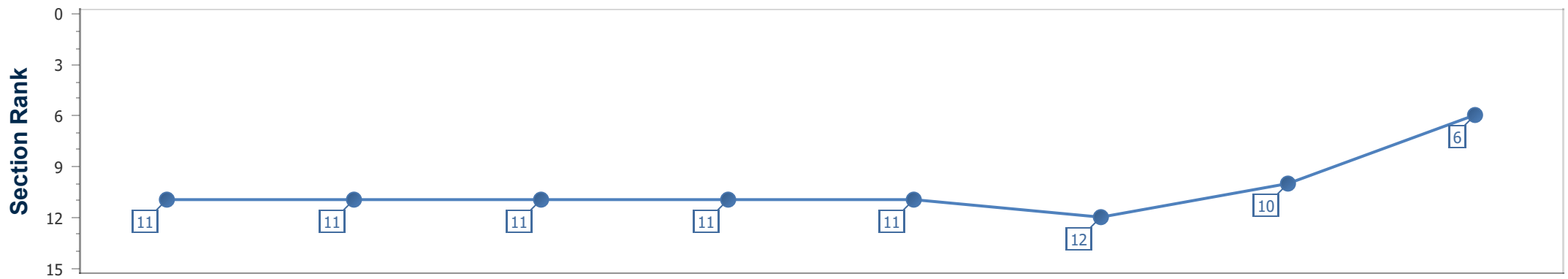
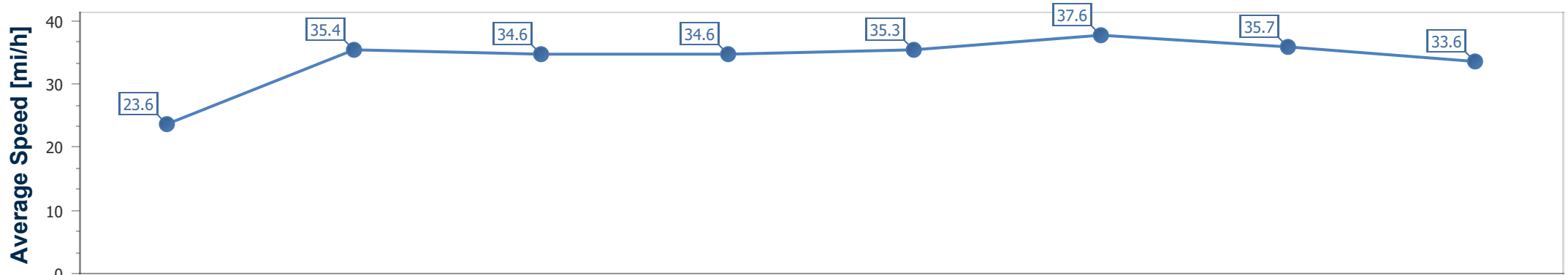
QIPCO British Champions Day  
 Race 4: Queen Elizabeth II Stakes (Group 1) (Sponsored By Qipco) (Str) - 1M



17 October 2020 - 15:08

Track Rating: Firm, Weather: Overcast, Rail Position: True

Distance To Go	7fur	6fur	5fur	4fur	3fur	2fur	1fur	Finish					
Section Times	0:16.57 [11] (0:16.57)	0:29.57 [11] (0:13.00)	0:42.66 [11] (0:13.09)	0:55.65 [11] (0:12.99)	1:08.26 [11] (0:12.61)	1:20.28 [12] (0:12.02)	1:33.05 [10] (0:12.77)	1:46.38 [6] (0:13.33)					
Average Speed [mi/h]	23.6	35.4	34.6	34.6	35.3	37.6	35.7	33.6					
Top Speed [mi/h]	35.8	35.8	35.3	35.4	36.5	38.3	36.9	34.2					



- [ ] Ranking at each section and finish
- .-.- No data available at this section
- NA No data available





Horse Name	Dark Vision
Finish Rank	7
Fastest Section Time (Section)	0:12.04 (2fur)
Top Speed [mi/h] (Section)	38.1 (2fur)
Race State	Finished

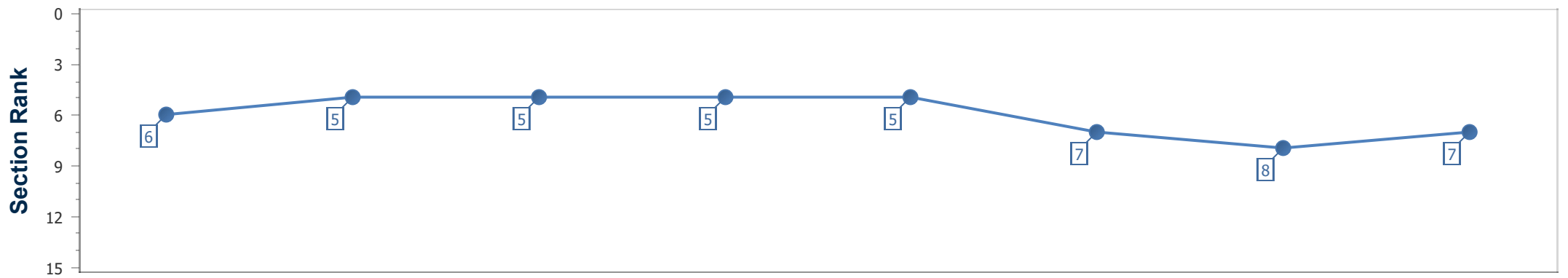
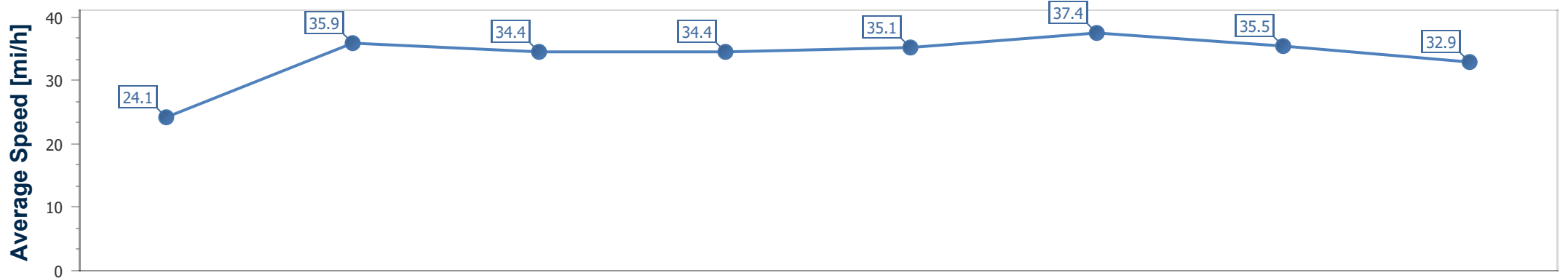
**QIPCO British Champions Day**  
**Race 4: Queen Elizabeth II Stakes (Group 1) (Sponsored By Qipco) (Str) - 1M**



17 October 2020 - 15:08

Track Rating: Firm, Weather: Overcast, Rail Position: True

Distance To Go	7fur	6fur	5fur	4fur	3fur	2fur	1fur	Finish					
Section Times	0:16.17 [6] (0:16.17)	0:29.10 [5] (0:12.93)	0:42.24 [5] (0:13.14)	0:55.31 [5] (0:13.07)	1:07.97 [5] (0:12.66)	1:20.01 [7] (0:12.04)	1:32.87 [8] (0:12.86)	1:46.52 [7] (0:13.65)					
Average Speed [mi/h]	24.1	35.9	34.4	34.4	35.1	37.4	35.5	32.9					
Top Speed [mi/h]	36.3	36.3	34.8	35.0	36.3	38.1	37.0	33.8					



- [ ] Ranking at each section and finish
- .-.- No data available at this section
- NA No data available



Horse Name	Nazeef
Finish Rank	8
Fastest Section Time (Section)	0:12.01 (2fur)
Top Speed [mi/h] (Section)	38.3 (2fur)
Race State	Finished

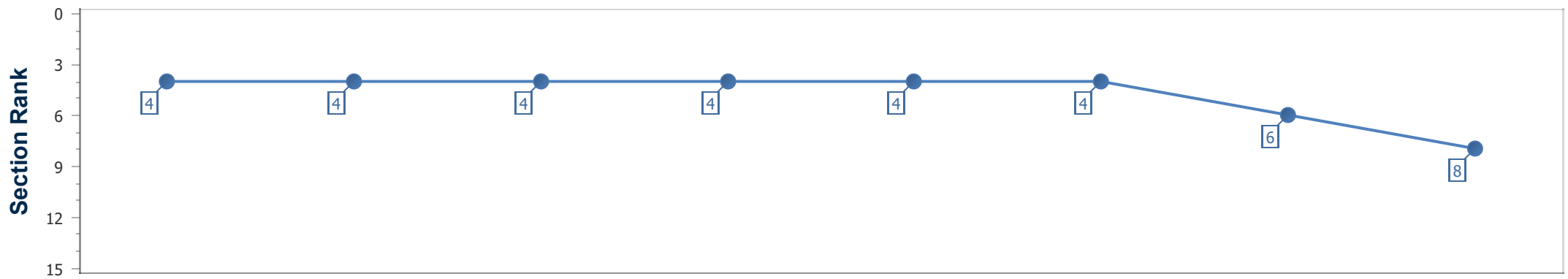
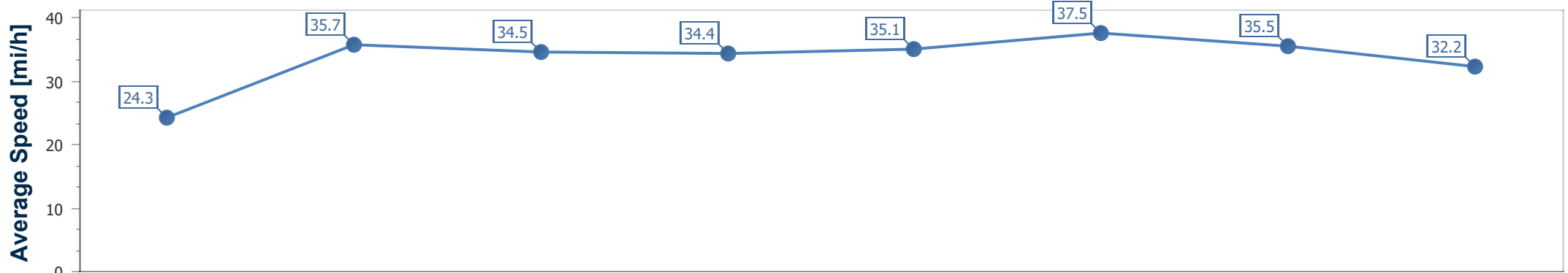
**QIPCO British Champions Day**  
**Race 4: Queen Elizabeth II Stakes (Group 1) (Sponsored By Qipco) (Str) - 1M**



17 October 2020 - 15:08

Track Rating: Firm, Weather: Overcast, Rail Position: True

Distance To Go	7fur	6fur	5fur	4fur	3fur	2fur	1fur	Finish					
Section Times	0:16.03 [4] (0:16.03)	0:29.02 [4] (0:12.99)	0:42.14 [4] (0:13.12)	0:55.20 [4] (0:13.06)	1:07.86 [4] (0:12.66)	1:19.87 [4] (0:12.01)	1:32.77 [6] (0:12.90)	1:46.77 [8] (0:14.00)					
Average Speed [mi/h]	24.3	35.7	34.5	34.4	35.1	37.5	35.5	32.2					
Top Speed [mi/h]	35.8	36.3	34.7	35.0	36.2	38.3	37.1	33.7					



- [ ] Ranking at each section and finish
- .-.- No data available at this section
- NA No data available



Horse Name	Century Dream
Finish Rank	9
Fastest Section Time (Section)	0:12.04 (2fur)
Top Speed [mi/h] (Section)	38.0 (2fur)
Race State	Finished

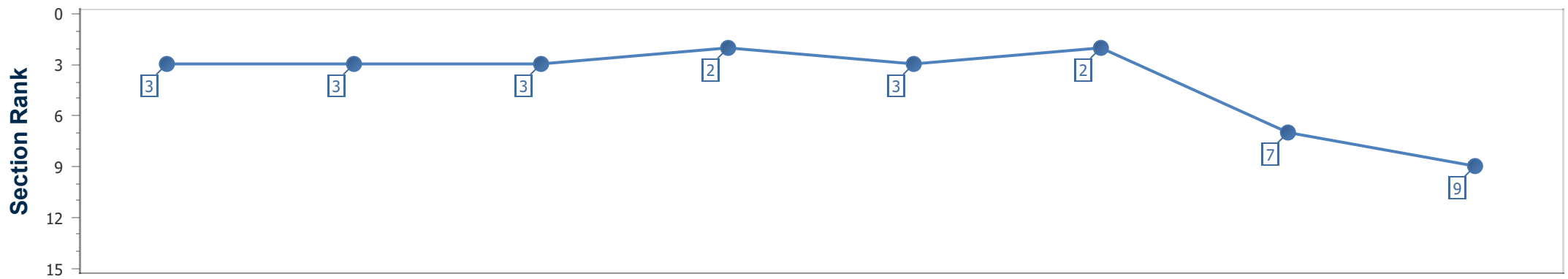
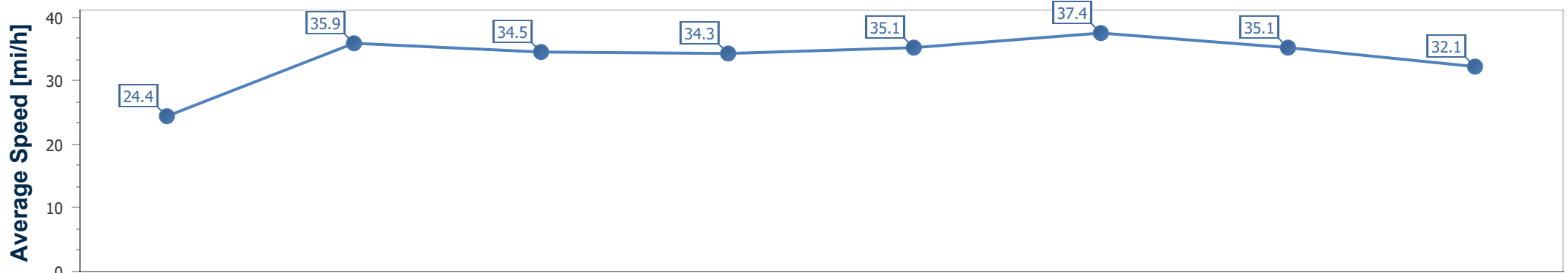
QIPCO British Champions Day  
 Race 4: Queen Elizabeth II Stakes (Group 1) (Sponsored By Qipco) (Str) - 1M



17 October 2020 - 15:08

Track Rating: Firm, Weather: Overcast, Rail Position: True

Distance To Go	7fur	6fur	5fur	4fur	3fur	2fur	1fur	Finish				
Section Times	0:15.95 [3] (0:15.95)	0:28.88 [3] (0:12.93)	0:42.00 [3] (0:13.12)	0:55.06 [2] (0:13.06)	1:07.75 [3] (0:12.69)	1:19.79 [2] (0:12.04)	1:32.81 [7] (0:13.02)	1:46.87 [9] (0:14.06)				
Average Speed [mi/h]	24.4	35.9	34.5	34.3	35.1	37.4	35.1	32.1				
Top Speed [mi/h]	36.1	36.4	34.7	34.7	36.0	38.0	37.1	33.3				



- [ ] Ranking at each section and finish
- .-.- No data available at this section
- NA No data available





Horse Name	Circus Maximus
Finish Rank	10
Fastest Section Time (Section)	0:12.11 (2fur)
Top Speed [mi/h] (Section)	37.7 (2fur)
Race State	Finished

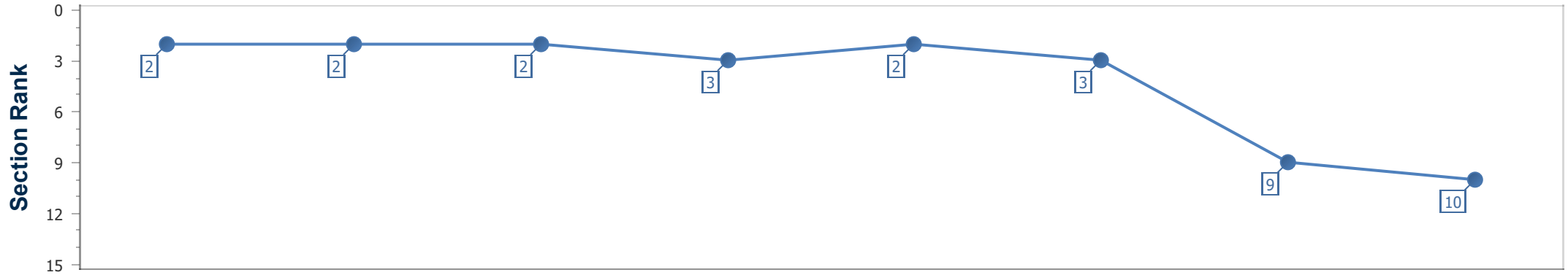
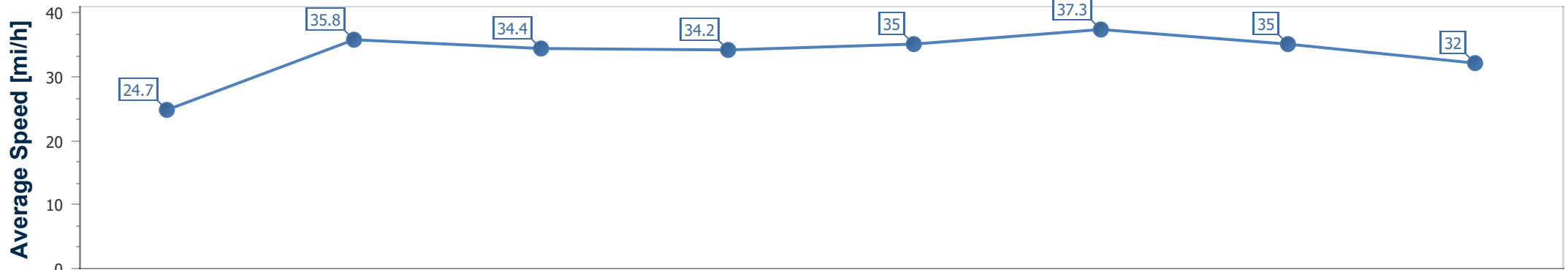
QIPCO British Champions Day  
 Race 4: Queen Elizabeth II Stakes (Group 1) (Sponsored By Qipco) (Str) - 1M



17 October 2020 - 15:08

Track Rating: Firm, Weather: Overcast, Rail Position: True

Distance To Go	7fur	6fur	5fur	4fur	3fur	2fur	1fur	Finish					
Section Times	0:15.84 [2] (0:15.84)	0:28.83 [2] (0:12.99)	0:41.98 [2] (0:13.15)	0:55.07 [3] (0:13.09)	1:07.74 [2] (0:12.67)	1:19.85 [3] (0:12.11)	1:32.93 [9] (0:13.08)	1:47.05 [10] (0:14.12)					
Average Speed [mi/h]	24.7	35.8	34.4	34.2	35.0	37.3	35.0	32.0					
Top Speed [mi/h]	36.8	36.9	34.6	34.7	36.4	37.7	36.9	33.1					



- [ ] Ranking at each section and finish
- .-.- No data available at this section
- NA No data available



Horse Name	Royal Dornoch
Finish Rank	11
Fastest Section Time (Section)	0:12.20 (2fur)
Top Speed [mi/h] (Section)	38.0 (2fur)
Race State	Finished

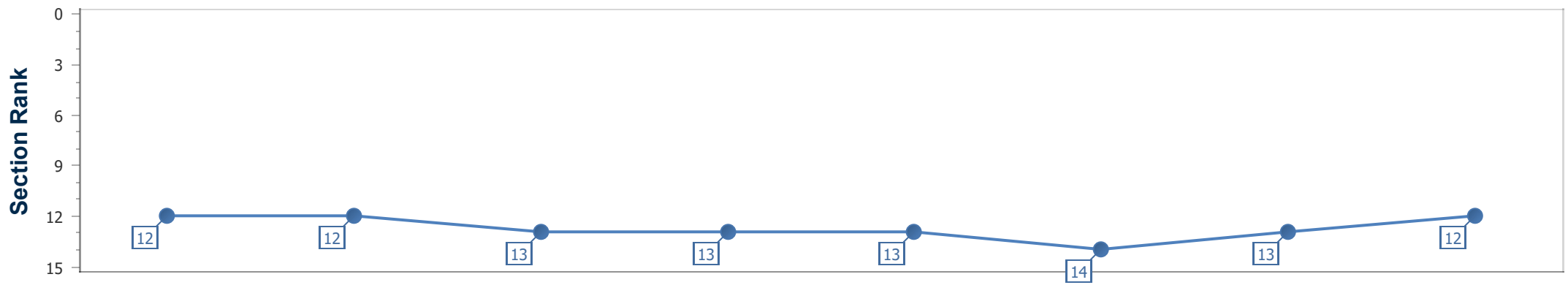
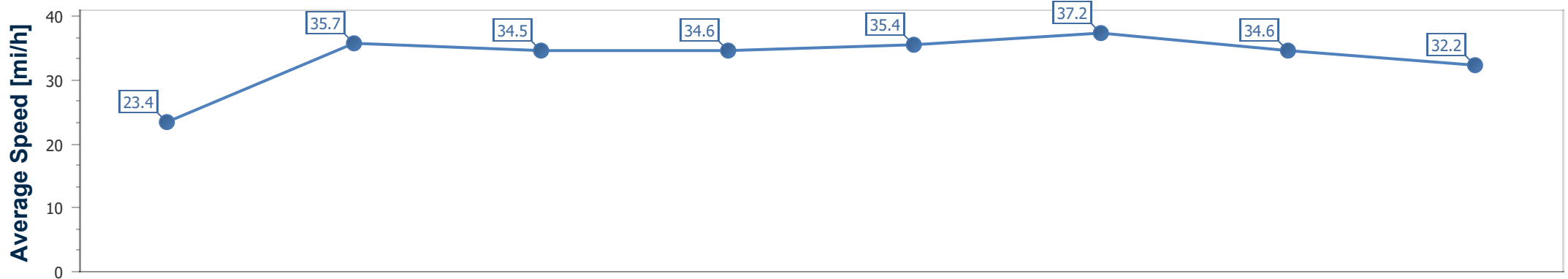
**QIPCO British Champions Day**  
 Race 4: Queen Elizabeth II Stakes (Group 1) (Sponsored By Qipco) (Str) - 1M



17 October 2020 - 15:08

Track Rating: Firm, Weather: Overcast, Rail Position: True

Distance To Go	7fur	6fur	5fur	4fur	3fur	2fur	1fur	Finish					
Section Times	0:16.69 [12] (0:16.69)	0:29.66 [12] (0:12.97)	0:42.84 [13] (0:13.18)	0:55.77 [13] (0:12.93)	1:08.35 [13] (0:12.58)	1:20.55 [14] (0:12.20)	1:33.73 [13] (0:13.18)	1:47.75 [12] (0:14.02)					
Average Speed [mi/h]	23.4	35.7	34.5	34.6	35.4	37.2	34.6	32.2					
Top Speed [mi/h]	35.9	36.3	35.0	35.4	36.8	38.0	36.0	33.1					



- [ ] Ranking at each section and finish
- .-.- No data available at this section
- NA No data available



Horse Name	Molatham
Finish Rank	12
Fastest Section Time (Section)	0:11.95 (2fur)
Top Speed [mi/h] (Section)	38.3 (2fur)
Race State	Finished



**QIPCO British Champions Day**  
**Race 4: Queen Elizabeth II Stakes (Group 1) (Sponsored By Qipco) (Str) - 1M**



17 October 2020 - 15:08

Track Rating: Firm, Weather: Overcast, Rail Position: True

Distance To Go	7fur	6fur	5fur	4fur	3fur	2fur	1fur	Finish					
Section Times	0:16.32 [7] (0:16.32)	0:29.29 [8] (0:12.97)	0:42.47 [8] (0:13.18)	0:55.52 [8] (0:13.05)	1:08.19 [10] (0:12.67)	1:20.14 [10] (0:11.95)	1:33.30 [11] (0:13.16)	1:47.73 [11] (0:14.43)					
Average Speed [mi/h]	24.0	35.8	34.3	34.4	35.0	37.7	35.0	31.2					
Top Speed [mi/h]	36.1	36.7	34.5	35.0	36.5	38.3	37.4	32.6					



- [ ] Ranking at each section and finish
- .-.- No data available at this section
- NA No data available







Horse Name	Escobar
Finish Rank	13
Fastest Section Time (Section)	0:11.90 (2fur)
Top Speed [mi/h] (Section)	38.8 (2fur)
Race State	Finished

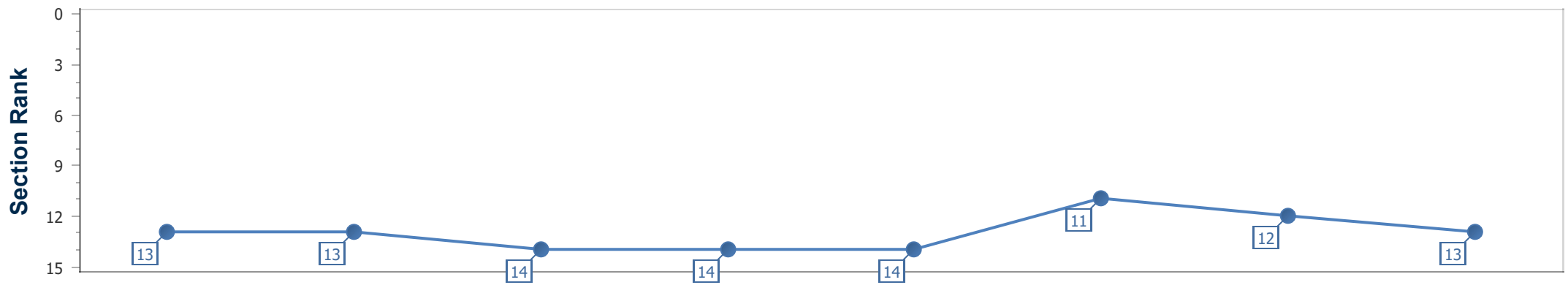
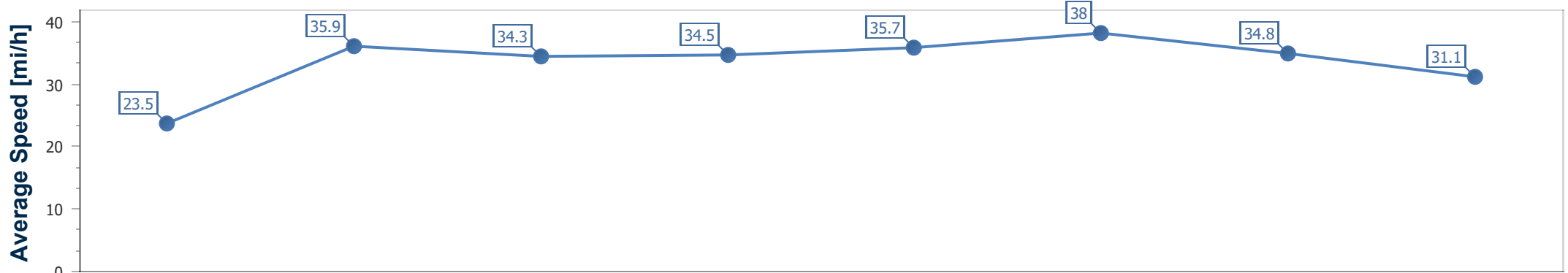
**QIPCO British Champions Day**  
 Race 4: Queen Elizabeth II Stakes (Group 1) (Sponsored By Qipco) (Str) - 1M



17 October 2020 - 15:08

Track Rating: Firm, Weather: Overcast, Rail Position: True

Distance To Go	7fur	6fur	5fur	4fur	3fur	2fur	1fur	Finish					
Section Times	0:16.70 [13] (0:16.70)	0:29.69 [13] (0:12.99)	0:42.88 [14] (0:13.19)	0:55.84 [14] (0:12.96)	1:08.36 [14] (0:12.52)	1:20.26 [11] (0:11.90)	1:33.47 [12] (0:13.21)	1:48.06 [13] (0:14.59)					
Average Speed [mi/h]	23.5	35.9	34.3	34.5	35.7	38.0	34.8	31.1					
Top Speed [mi/h]	35.4	36.6	34.6	35.7	36.3	38.8	37.2	32.6					



- [ ] Ranking at each section and finish
- .-.- No data available at this section
- NA No data available



Horse Name	Lancaster House
Finish Rank	14
Fastest Section Time (Section)	0:12.27 (2fur)
Top Speed [mi/h] (Section)	37.9 (2fur)
Race State	Finished

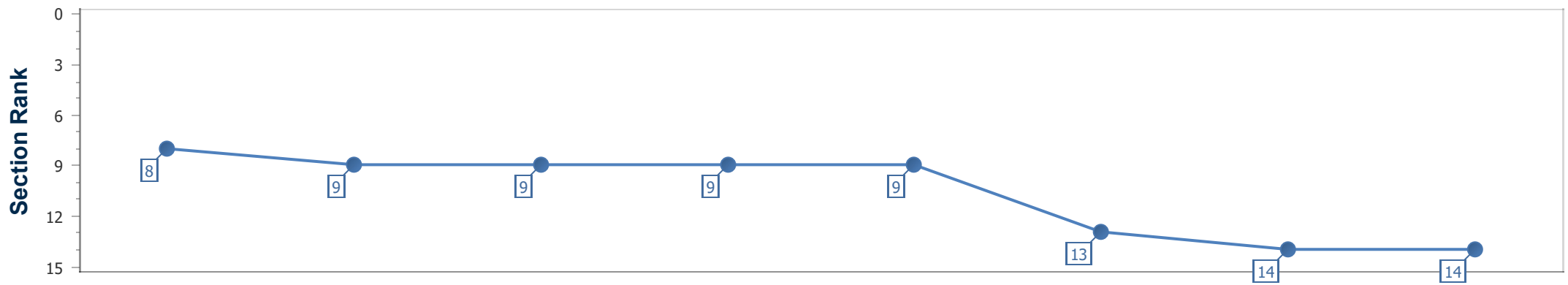
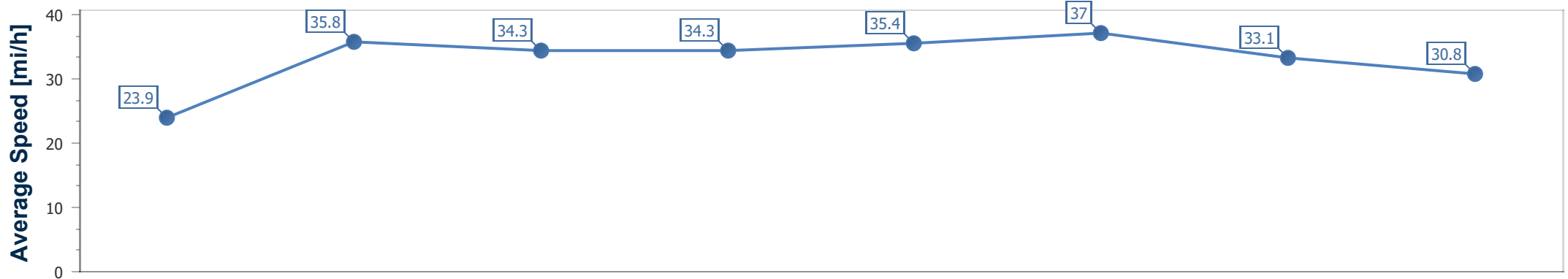
QIPCO British Champions Day  
 Race 4: Queen Elizabeth II Stakes (Group 1) (Sponsored By Qipco) (Str) - 1M



17 October 2020 - 15:08

Track Rating: Firm, Weather: Overcast, Rail Position: True

Distance To Go	7fur	6fur	5fur	4fur	3fur	2fur	1fur	Finish					
Section Times	0:16.33 [8] (0:16.33)	0:29.34 [9] (0:13.01)	0:42.54 [9] (0:13.20)	0:55.57 [9] (0:13.03)	1:08.13 [9] (0:12.56)	1:20.40 [13] (0:12.27)	1:34.26 [14] (0:13.86)	1:48.83 [14] (0:14.57)					
Average Speed [mi/h]	23.9	35.8	34.3	34.3	35.4	37.0	33.1	30.8					
Top Speed [mi/h]	36.5	36.6	34.7	35.1	36.5	37.9	35.6	31.5					



- [ ] Ranking at each section and finish
- .-.- No data available at this section
- NA No data available