

QIPCO British Champions Day

Race 5: Qipco Champion Stakes (Group 1) - 1M 1F 212Y

17 October 2020 - 15:42



Track Rating: Soft, Weather: Overcast, Rail Position: True

Distance To Go				9fur	8fur	7fur	6fur	5fur	4fur	3fur	Last 3fur		
Field Times				0:13.96 (0:13.96)	0:26.34 (0:12.38)	0:39.86 (0:13.52)	0:54.17 (0:14.30)	1:08.02 (0:13.85)	1:21.33 (0:13.30)	1:34.19 (0:12.86)	0:38.31		
Rank	TAB Horse	Barrier	Top Speed [mi/h]	Fastest Section									Distance Travelled [m]
1	1 ADDEYBB Tom Marquand	11	39.1	0:12.41	0:13.96 [1] (0:13.96)	0:26.37 [2] (0:12.41)	0:40.16 [2] (0:13.79)	0:54.49 [2] (0:14.33)	1:08.29 [2] (0:13.80)	1:21.63 [2] (0:13.34)	1:34.51 [2] (0:12.88)	0:38.00	2019.3
2	7 SKALLETI P C Boudot	1	38.9	0:12.32	0:14.50 [7] (0:14.50)	0:26.82 [4] (0:12.32)	0:40.25 [3] (0:13.43)	0:54.58 [3] (0:14.33)	1:08.50 [3] (0:13.92)	1:21.89 [4] (0:13.39)	1:34.74 [4] (0:12.85)	0:38.12	2015.4
3	8 MAGICAL R L Moore	6	39.1	0:12.33	0:14.27 [4] (0:14.27)	0:26.85 [5] (0:12.58)	0:40.62 [6] (0:13.77)	0:54.92 [5] (0:14.30)	1:08.76 [5] (0:13.84)	1:22.16 [5] (0:13.40)	1:34.95 [6] (0:12.79)	0:38.00	2019.8
4	11 SERPENTINE W Buick	5	41.0	0:12.13	0:14.21 [3] (0:14.21)	0:26.34 [1] (0:12.13)	0:39.86 [1] (0:13.52)	0:54.17 [1] (0:14.31)	1:08.02 [1] (0:13.85)	1:21.33 [1] (0:13.31)	1:34.19 [1] (0:12.86)	0:39.50	2008.3
5	2 DESERT ENCOUNTER Jim Crowley	8	38.0	0:12.05	0:14.94 [10] (0:14.94)	0:27.65 [10] (0:12.71)	0:41.41 [10] (0:13.76)	0:55.76 [10] (0:14.35)	1:09.59 [10] (0:13.83)	1:23.00 [10] (0:13.41)	1:35.81 [10] (0:12.81)	0:38.48	2029.6
6	3 EXTRA ELUSIVE Hollie Doyle	3	38.4	0:12.28	0:14.72 [8] (0:14.72)	0:27.17 [8] (0:12.45)	0:40.91 [8] (0:13.74)	0:55.32 [8] (0:14.41)	1:09.20 [8] (0:13.88)	1:22.63 [9] (0:13.43)	1:35.11 [8] (0:12.48)	0:38.96	2012.3
7	10 PYLEDRIVER M Dwyer	4	38.0	0:12.45	0:14.73 [9] (0:14.73)	0:27.35 [9] (0:12.62)	0:40.98 [9] (0:13.63)	0:55.36 [9] (0:14.38)	1:09.22 [9] (0:13.86)	1:22.61 [8] (0:13.39)	1:35.12 [9] (0:12.51)	0:39.43	2018.6
8	9 MISHRIFF L Dettori	9	38.5	0:12.47	0:14.10 [2] (0:14.10)	0:26.62 [3] (0:12.52)	0:40.37 [4] (0:13.75)	0:54.68 [4] (0:14.31)	1:08.56 [4] (0:13.88)	1:21.87 [3] (0:13.31)	1:34.68 [3] (0:12.81)	0:39.90	2019.4
9	4 JAPAN C T Keane	2	38.9	0:12.47	0:14.44 [6] (0:14.44)	0:27.05 [7] (0:12.61)	0:40.74 [7] (0:13.69)	0:55.09 [7] (0:14.35)	1:08.94 [7] (0:13.85)	1:22.38 [7] (0:13.44)	1:34.97 [7] (0:12.59)	0:39.87	2015.8
10	5 LORD NORTH James Doyle	7	38.5	0:12.53	0:14.35 [5] (0:14.35)	0:26.88 [6] (0:12.53)	0:40.61 [5] (0:13.73)	0:54.92 [5] (0:14.31)	1:08.83 [6] (0:13.91)	1:22.17 [6] (0:13.34)	1:34.76 [5] (0:12.59)	0:40.30	2019.5

Scratched: San Donato (6)

Report Created: Sat 17 October 2020 15:51 GMT+1 (Note: Timing is based on position data)

Page 1/12

[] Ranking at each section and finish
 -:-:- No data available at this section
 NA No data available

TAB Saddle cloth number
 DNF Did not finish
 DNT Did not track

data processed by



QIPCO British Champions Day

Race 5: Qipco Champion Stakes (Group 1) - 1M 1F 212Y

17 October 2020 - 15:42



Track Rating: Soft, Weather: Overcast, Rail Position: True

Distance To Go				2fur	1fur	Finish			Last 3fur	
Field Times				1:46.95 (1:46.95)	1:59.46 (0:12.50)	2:12.51 (0:13.04)			0:38.31	
Rank	TAB Horse	Barrier	Top Speed [mi/h]	Fastest Section				Official Finish Time	Distance Travelled [m]	
1	1 ADDEYBB Tom Marquand	11	39.1 8fur	0:12.41 8fur	1:46.95 [1] (0:12.44)	1:59.46 [1] (0:12.51)	2:12.51 [1] (0:13.05)	2:12.29	0:38.00	2019.3
2	7 SKALLETI P C Boudot	1	38.9 8fur	0:12.32 8fur	1:47.06 [3] (0:12.32)	1:59.73 [2] (0:12.67)	2:12.86 [2] (0:13.13)	2:12.68	0:38.12	2015.4
3	8 MAGICAL R L Moore	6	39.1 8fur	0:12.33 2fur	1:47.28 [5] (0:12.33)	2:00.03 [3] (0:12.75)	2:12.95 [3] (0:12.92)	2:12.78	0:38.00	2019.8
4	11 SERPENTINE W Buick	5	41.0 8fur	0:12.13 8fur	1:47.03 [2] (0:12.84)	2:00.07 [4] (0:13.04)	2:13.69 [4] (0:13.62)	2:13.46	0:39.50	2008.3
5	2 DESERT ENCOUNTER Jim Crowley	8	38.0 2fur	0:12.05 2fur	1:47.86 [10] (0:12.05)	2:00.81 [10] (0:12.95)	2:14.29 [5] (0:13.48)	2:13.92	0:38.48	2029.6
6	3 EXTRA ELUSIVE Hollie Doyle	3	38.4 8fur	0:12.28 2fur	1:47.39 [7] (0:12.28)	2:00.43 [6] (0:13.04)	2:14.07 [6] (0:13.64)	2:13.96	0:38.96	2012.3
7	10 PYLEDRIVER M Dwyer	4	38.0 8fur	0:12.45 2fur	1:47.57 [9] (0:12.45)	2:00.79 [9] (0:13.22)	2:14.55 [7] (0:13.76)	2:14.32	0:39.43	2018.6
8	9 MISHRIFF L Dettori	9	38.5 9fur	0:12.47 2fur	1:47.15 [4] (0:12.47)	2:00.38 [5] (0:13.23)	2:14.58 [8] (0:14.20)	2:14.41	0:39.90	2019.4
9	4 JAPAN C T Keane	2	38.9 8fur	0:12.47 2fur	1:47.44 [8] (0:12.47)	2:00.62 [8] (0:13.18)	2:14.84 [9] (0:14.22)	2:14.56	0:39.87	2015.8
10	5 LORD NORTH James Doyle	7	38.5 8fur	0:12.53 8fur	1:47.29 [6] (0:12.53)	2:00.61 [7] (0:13.32)	2:15.06 [10] (0:14.45)	2:14.83	0:40.30	2019.5

Scratched: San Donato (6)

Report Created: Sat 17 October 2020 15:51 GMT+1 (Note: Timing is based on position data)

Page 2/12

[] Ranking at each section and finish
 -:-:- No data available at this section
 NA No data available

TAB Saddle cloth number
 DNF Did not finish
 DNT Did not track

data processed by





Horse Name	Addeybb
Finish Rank	1
Fastest Section Time (Section)	0:12.41 (8fur)
Top Speed [mi/h] (Section)	39.1 (8fur)
Race State	Finished

QIPCO British Champions Day

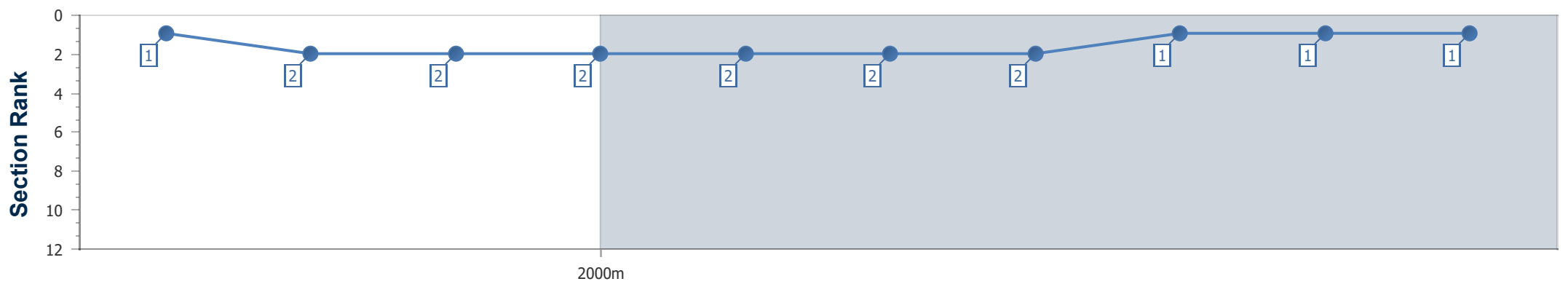
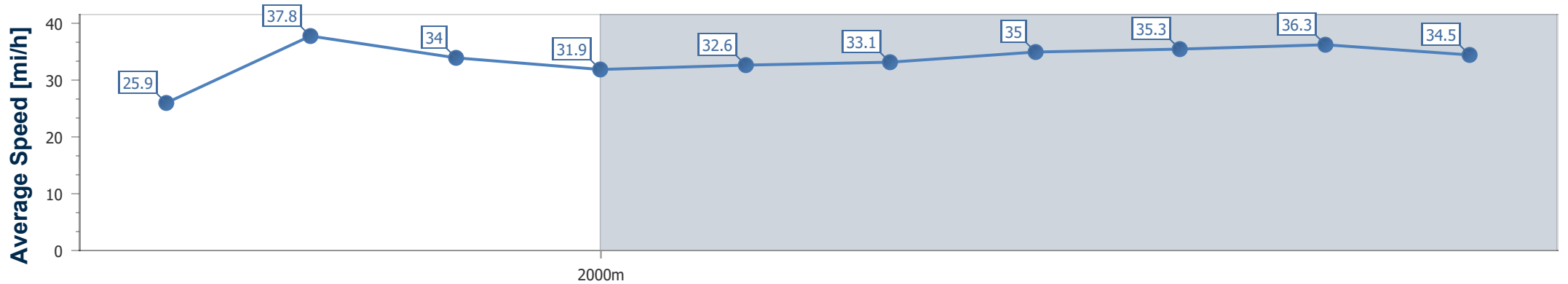
Race 5: Qipco Champion Stakes (Group 1) - 1M 1F 212Y



17 October 2020 - 15:42

Track Rating: Firm, Weather: Overcast, Rail Position: True

Distance To Go	9fur	8fur	7fur	6fur	5fur	4fur	3fur	2fur	1fur	Finish
Section Times	0:13.96 [1] (0:13.96)	0:26.37 [2] (0:12.41)	0:40.16 [2] (0:13.79)	0:54.49 [2] (0:14.33)	1:08.29 [2] (0:13.80)	1:21.63 [2] (0:13.34)	1:34.51 [2] (0:12.88)	1:46.95 [1] (0:12.44)	1:59.46 [1] (0:12.51)	2:12.51 [1] (0:13.05)
Average Speed [mi/h]	25.9	37.8	34.0	31.9	32.6	33.1	35.0	35.3	36.3	34.5
Top Speed [mi/h]	39.1	39.1	35.3	33.2	33.0	35.6	35.8	36.5	36.7	35.5



- [] Ranking at each section and finish
- .-.- No data available at this section
- NA No data available



Horse Name	Skalleti
Finish Rank	2
Fastest Section Time (Section)	0:12.32 (8fur)
Top Speed [mi/h] (Section)	38.9 (8fur)
Race State	Finished

QIPCO British Champions Day

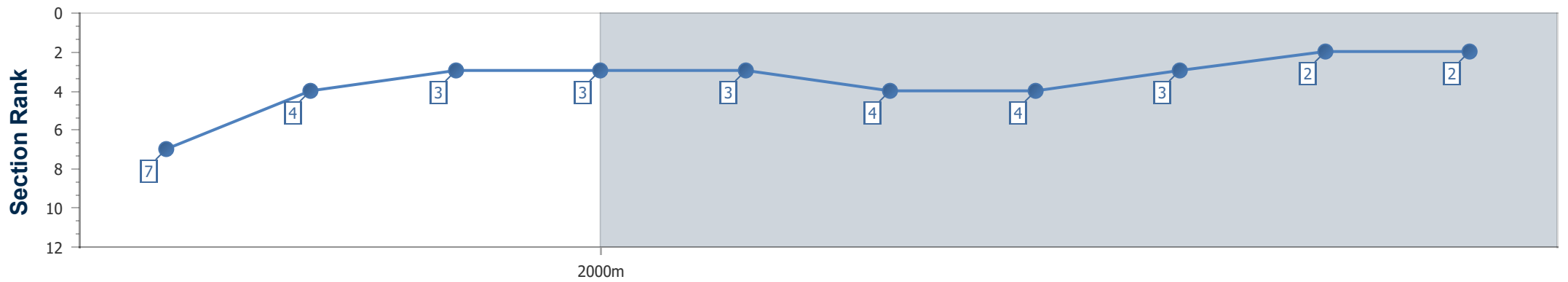
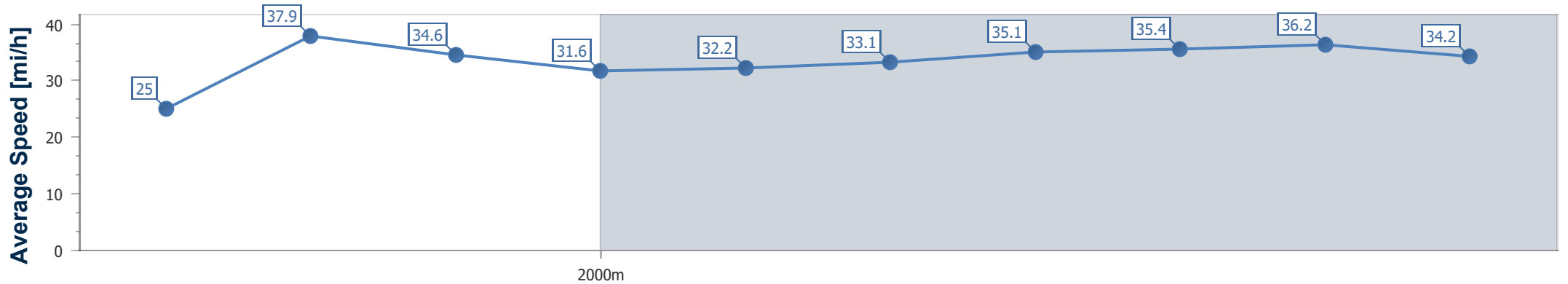
Race 5: Qipco Champion Stakes (Group 1) - 1M 1F 212Y



17 October 2020 - 15:42

Track Rating: Firm, Weather: Overcast, Rail Position: True

Distance To Go	9fur	8fur	7fur	6fur	5fur	4fur	3fur	2fur	1fur	Finish
Section Times	0:14.50 [7] (0:14.50)	0:26.82 [4] (0:12.32)	0:40.25 [3] (0:13.43)	0:54.58 [3] (0:14.33)	1:08.50 [3] (0:13.92)	1:21.89 [4] (0:13.39)	1:34.74 [4] (0:12.85)	1:47.06 [3] (0:12.32)	1:59.73 [2] (0:12.67)	2:12.86 [2] (0:13.13)
Average Speed [mi/h]	25.0	37.9	34.6	31.6	32.2	33.1	35.1	35.4	36.2	34.2
Top Speed [mi/h]	38.6	38.9	36.0	32.5	32.7	35.2	35.8	36.8	37.0	34.8



- [] Ranking at each section and finish
- .-.- No data available at this section
- NA No data available





Horse Name	Magical
Finish Rank	3
Fastest Section Time (Section)	0:12.33 (2fur)
Top Speed [mi/h] (Section)	39.1 (8fur)
Race State	Finished

QIPCO British Champions Day

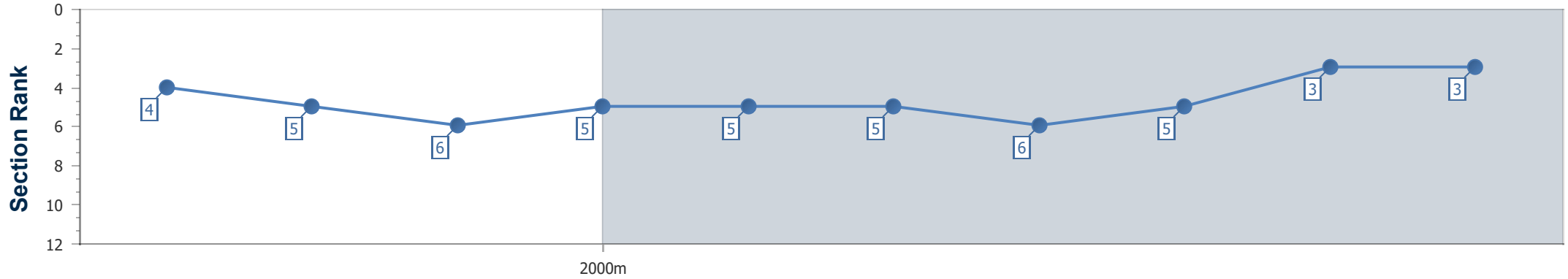
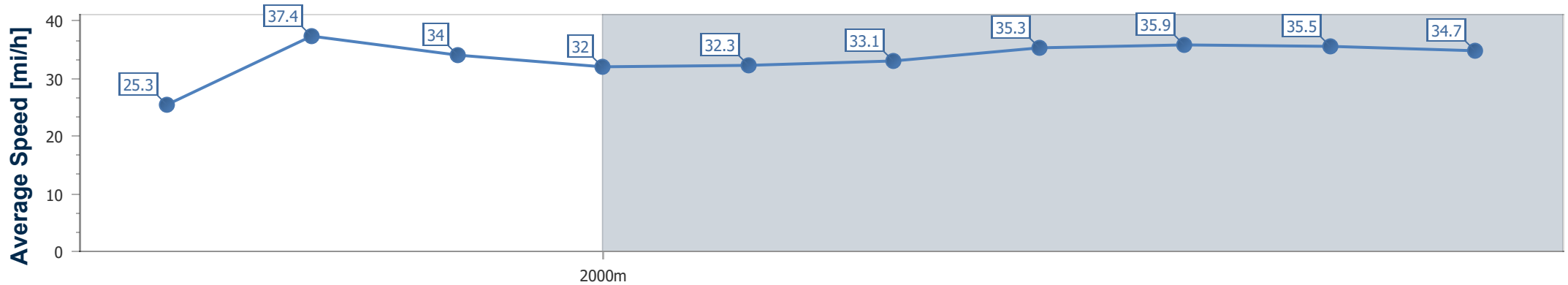
Race 5: Qipco Champion Stakes (Group 1) - 1M 1F 212Y



17 October 2020 - 15:42

Track Rating: Firm, Weather: Overcast, Rail Position: True

Distance To Go	9fur	8fur	7fur	6fur	5fur	4fur	3fur	2fur	1fur	Finish
Section Times	0:14.27 [4] (0:14.27)	0:26.85 [5] (0:12.58)	0:40.62 [6] (0:13.77)	0:54.92 [5] (0:14.30)	1:08.76 [5] (0:13.84)	1:22.16 [5] (0:13.40)	1:34.95 [6] (0:12.79)	1:47.28 [5] (0:12.33)	2:00.03 [3] (0:12.75)	2:12.95 [3] (0:12.92)
Average Speed [mi/h]	25.3	37.4	34.0	32.0	32.3	33.1	35.3	35.9	35.5	34.7
Top Speed [mi/h]	39.1	39.1	35.0	33.3	33.0	35.0	36.3	37.0	36.1	35.3



- [] Ranking at each section and finish
- .-.- No data available at this section
- NA No data available



Horse Name	Serpentine
Finish Rank	4
Fastest Section Time (Section)	0:12.13 (8fur)
Top Speed [mi/h] (Section)	41.0 (8fur)
Race State	Finished

QIPCO British Champions Day

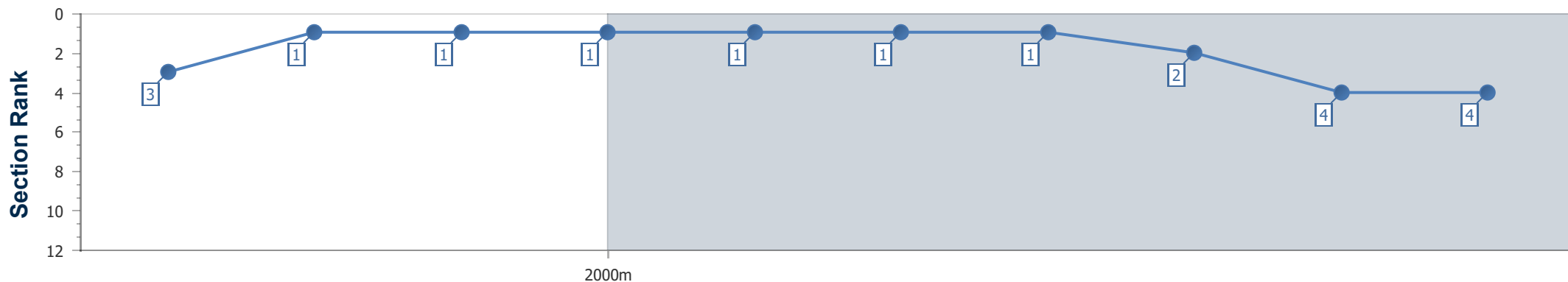
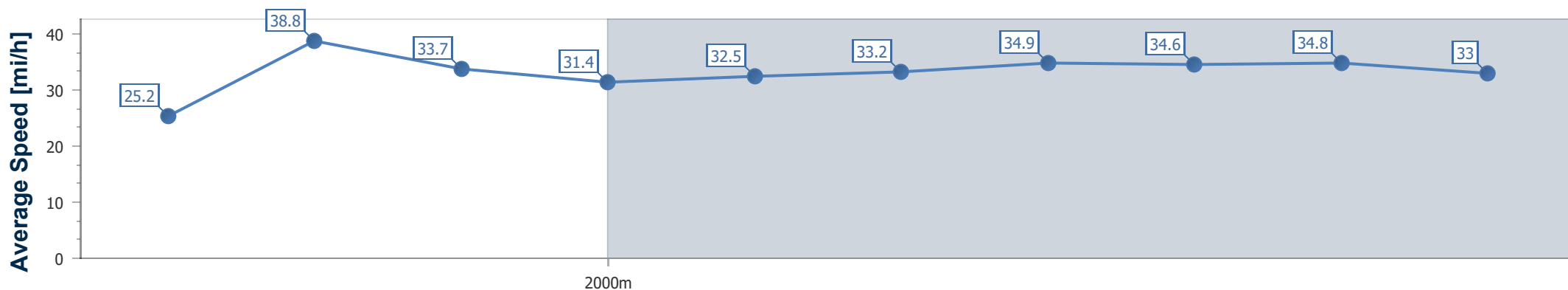
Race 5: Qipco Champion Stakes (Group 1) - 1M 1F 212Y



17 October 2020 - 15:42

Track Rating: Firm, Weather: Overcast, Rail Position: True

Distance To Go	9fur	8fur	7fur	6fur	5fur	4fur	3fur	2fur	1fur	Finish
Section Times	0:14.21 [3] (0:14.21)	0:26.34 [1] (0:12.13)	0:39.86 [1] (0:13.52)	0:54.17 [1] (0:14.31)	1:08.02 [1] (0:13.85)	1:21.33 [1] (0:13.31)	1:34.19 [1] (0:12.86)	1:47.03 [2] (0:12.84)	2:00.07 [4] (0:13.04)	2:13.69 [4] (0:13.62)
Average Speed [mi/h]	25.2	38.8	33.7	31.4	32.5	33.2	34.9	34.6	34.8	33.0
Top Speed [mi/h]	41.0	41.0	35.3	32.4	32.9	35.7	35.8	35.2	35.2	33.8



- [] Ranking at each section and finish
- .-.- No data available at this section
- NA No data available



Horse Name	Desert Encounter
Finish Rank	5
Fastest Section Time (Section)	0:12.05 (2fur)
Top Speed [mi/h] (Section)	38.0 (2fur)
Race State	Finished

QIPCO British Champions Day

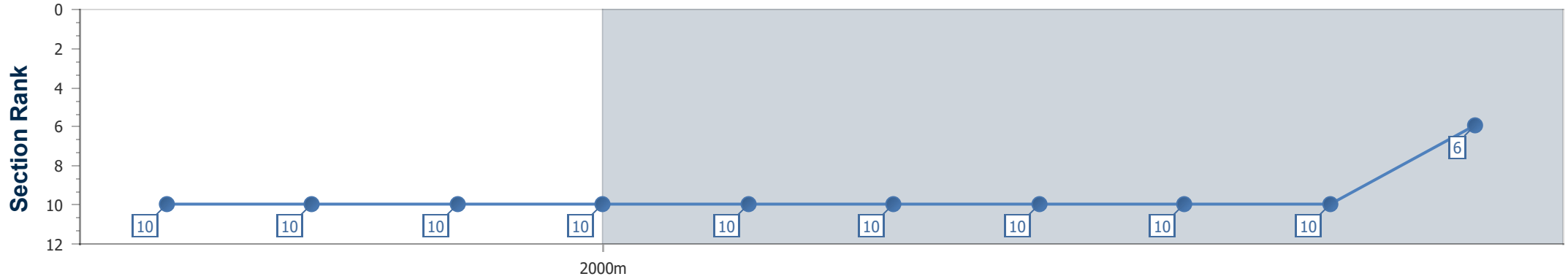
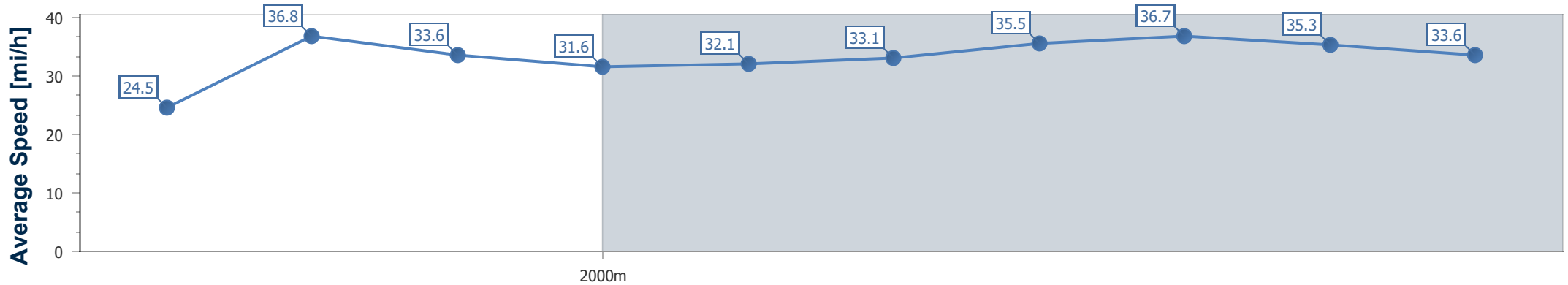
Race 5: Qipco Champion Stakes (Group 1) - 1M 1F 212Y



17 October 2020 - 15:42

Track Rating: Firm, Weather: Overcast, Rail Position: True

Distance To Go	9fur	8fur	7fur	6fur	5fur	4fur	3fur	2fur	1fur	Finish
Section Times	0:14.94 [10] (0:14.94)	0:27.65 [10] (0:12.71)	0:41.41 [10] (0:13.76)	0:55.76 [10] (0:14.35)	1:09.59 [10] (0:13.83)	1:23.00 [10] (0:13.41)	1:35.81 [10] (0:12.81)	1:47.86 [10] (0:12.05)	2:00.81 [10] (0:12.95)	2:14.29 [6] (0:13.48)
Average Speed [mi/h]	24.5	36.8	33.6	31.6	32.1	33.1	35.5	36.7	35.3	33.6
Top Speed [mi/h]	37.6	37.7	34.4	33.1	33.3	34.7	36.4	38.0	36.6	34.6



- [] Ranking at each section and finish
- .-.- No data available at this section
- NA No data available



Horse Name	Extra Elusive
Finish Rank	6
Fastest Section Time (Section)	0:12.28 (2fur)
Top Speed [mi/h] (Section)	38.4 (8fur)
Race State	Finished

QIPCO British Champions Day

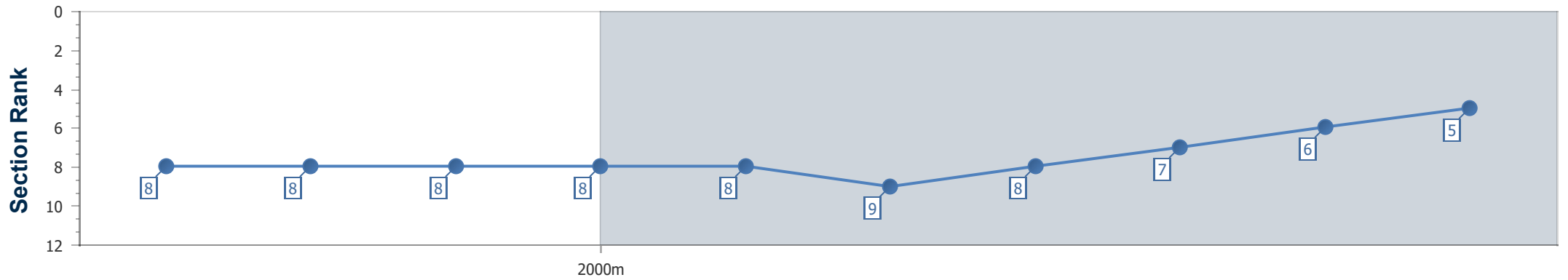
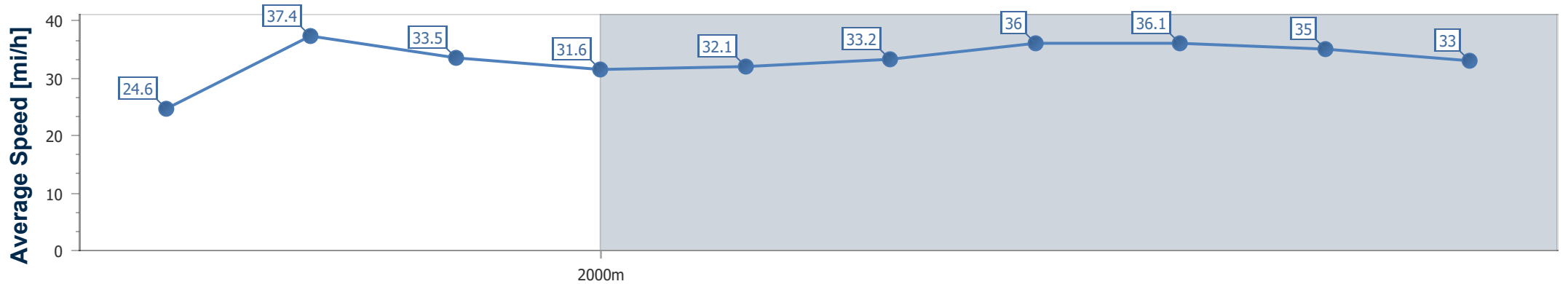
Race 5: Qipco Champion Stakes (Group 1) - 1M 1F 212Y



17 October 2020 - 15:42

Track Rating: Firm, Weather: Overcast, Rail Position: True

Distance To Go	9fur	8fur	7fur	6fur	5fur	4fur	3fur	2fur	1fur	Finish
Section Times	0:14.72 [8] (0:14.72)	0:27.17 [8] (0:12.45)	0:40.91 [8] (0:13.74)	0:55.32 [8] (0:14.41)	1:09.20 [8] (0:13.88)	1:22.63 [9] (0:13.43)	1:35.11 [8] (0:12.48)	1:47.39 [7] (0:12.28)	2:00.43 [6] (0:13.04)	2:14.07 [5] (0:13.64)
Average Speed [mi/h]	24.6	37.4	33.5	31.6	32.1	33.2	36.0	36.1	35.0	33.0
Top Speed [mi/h]	37.8	38.4	34.8	33.0	33.3	34.9	36.7	37.1	36.4	33.8



- [] Ranking at each section and finish
- .-.- No data available at this section
- NA No data available



Horse Name	Pyledriver
Finish Rank	7
Fastest Section Time (Section)	0:12.45 (2fur)
Top Speed [mi/h] (Section)	38.0 (8fur)
Race State	Finished

QIPCO British Champions Day

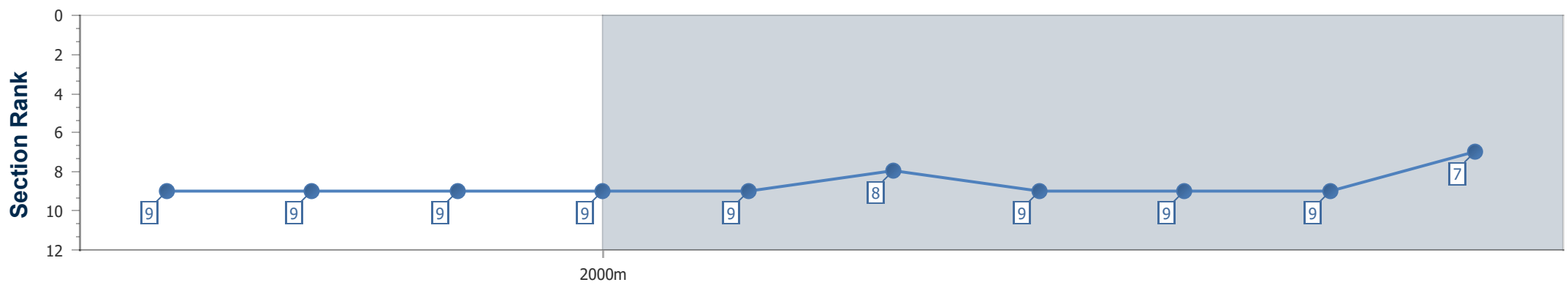
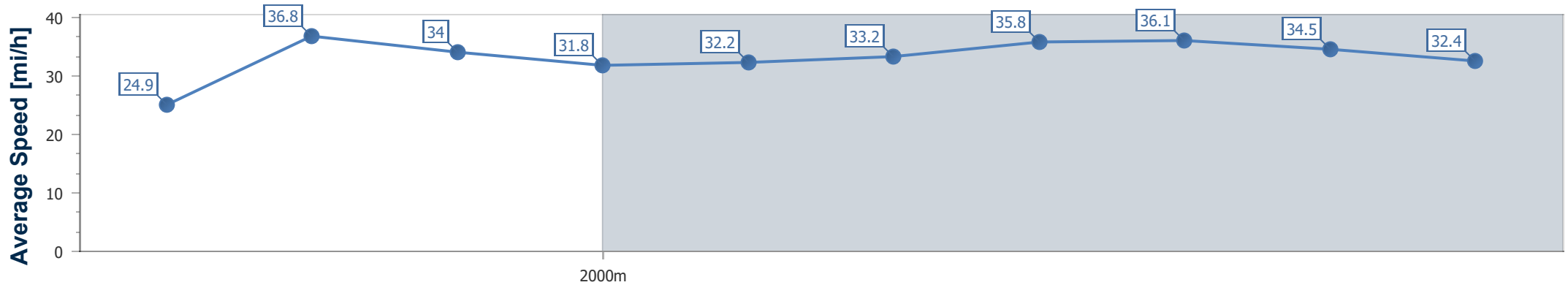
Race 5: Qipco Champion Stakes (Group 1) - 1M 1F 212Y



17 October 2020 - 15:42

Track Rating: Firm, Weather: Overcast, Rail Position: True

Distance To Go	9fur	8fur	7fur	6fur	5fur	4fur	3fur	2fur	1fur	Finish
Section Times	0:14.73 [9] (0:14.73)	0:27.35 [9] (0:12.62)	0:40.98 [9] (0:13.63)	0:55.36 [9] (0:14.38)	1:09.22 [9] (0:13.86)	1:22.61 [8] (0:13.39)	1:35.12 [9] (0:12.51)	1:47.57 [9] (0:12.45)	2:00.79 [9] (0:13.22)	2:14.55 [7] (0:13.76)
Average Speed [mi/h]	24.9	36.8	34.0	31.8	32.2	33.2	35.8	36.1	34.5	32.4
Top Speed [mi/h]	37.4	38.0	35.1	33.2	33.4	35.0	36.3	37.0	35.9	33.1



- [] Ranking at each section and finish
- .-.- No data available at this section
- NA No data available



Horse Name	Mishriff
Finish Rank	8
Fastest Section Time (Section)	0:12.47 (2fur)
Top Speed [mi/h] (Section)	38.5 (9fur)
Race State	Finished

QIPCO British Champions Day

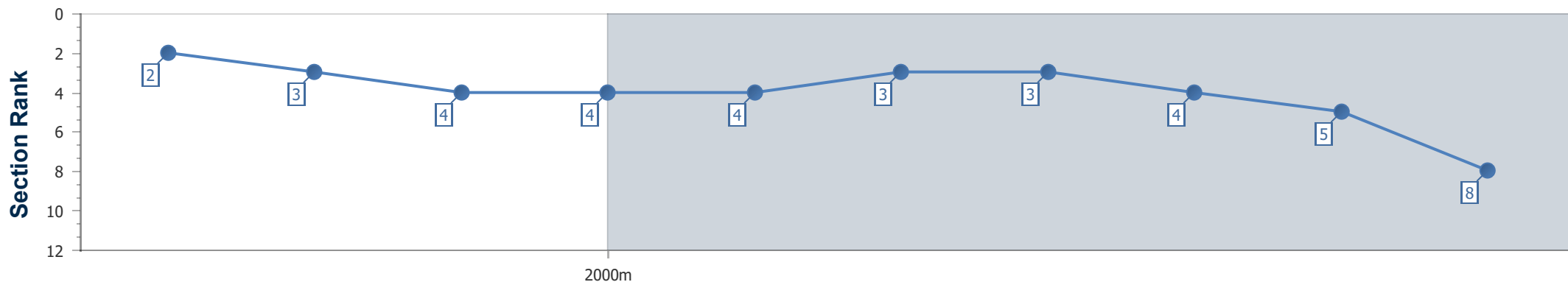
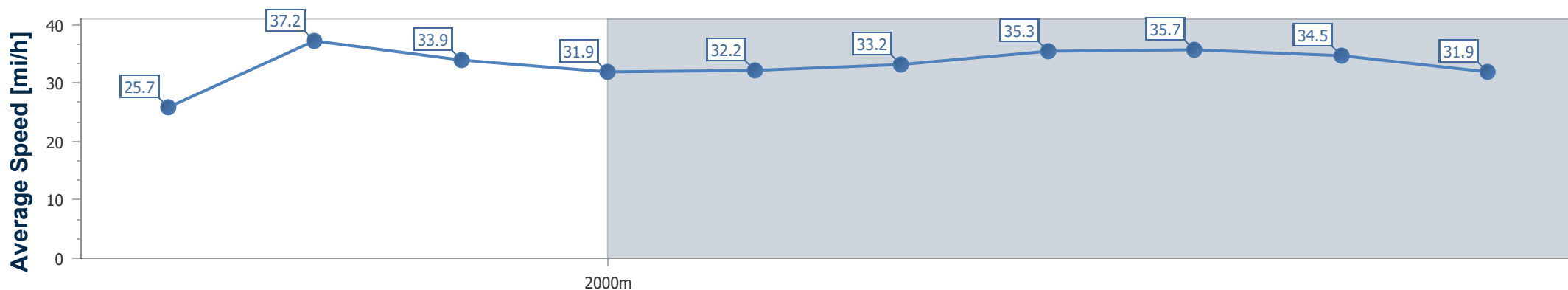
Race 5: Qipco Champion Stakes (Group 1) - 1M 1F 212Y



17 October 2020 - 15:42

Track Rating: Firm, Weather: Overcast, Rail Position: True

Distance To Go	9fur	8fur	7fur	6fur	5fur	4fur	3fur	2fur	1fur	Finish
Section Times	0:14.10 [2] (0:14.10)	0:26.62 [3] (0:12.52)	0:40.37 [4] (0:13.75)	0:54.68 [4] (0:14.31)	1:08.56 [4] (0:13.88)	1:21.87 [3] (0:13.31)	1:34.68 [3] (0:12.81)	1:47.15 [4] (0:12.47)	2:00.38 [5] (0:13.23)	2:14.58 [8] (0:14.20)
Average Speed [mi/h]	25.7	37.2	33.9	31.9	32.2	33.2	35.3	35.7	34.5	31.9
Top Speed [mi/h]	38.5	38.3	35.0	32.9	32.9	35.7	36.4	36.6	36.0	33.2



- [] Ranking at each section and finish
- .-.- No data available at this section
- NA No data available



Horse Name	Japan
Finish Rank	9
Fastest Section Time (Section)	0:12.47 (2fur)
Top Speed [mi/h] (Section)	38.9 (8fur)
Race State	Finished

QIPCO British Champions Day

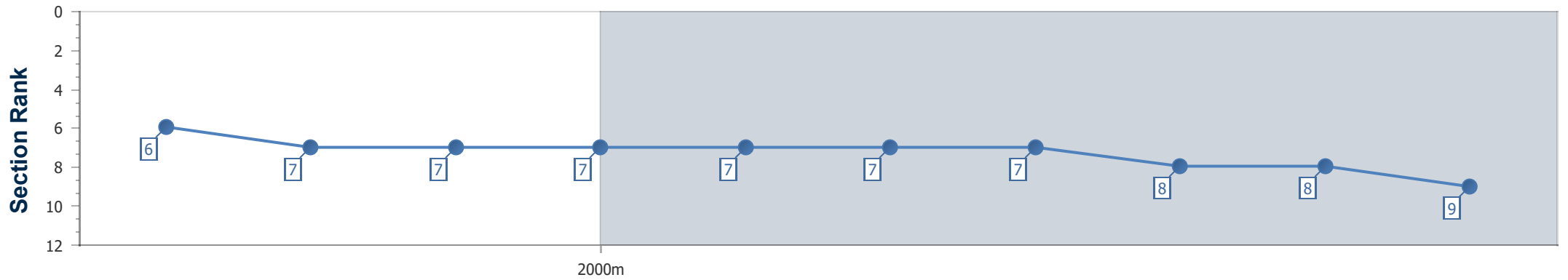
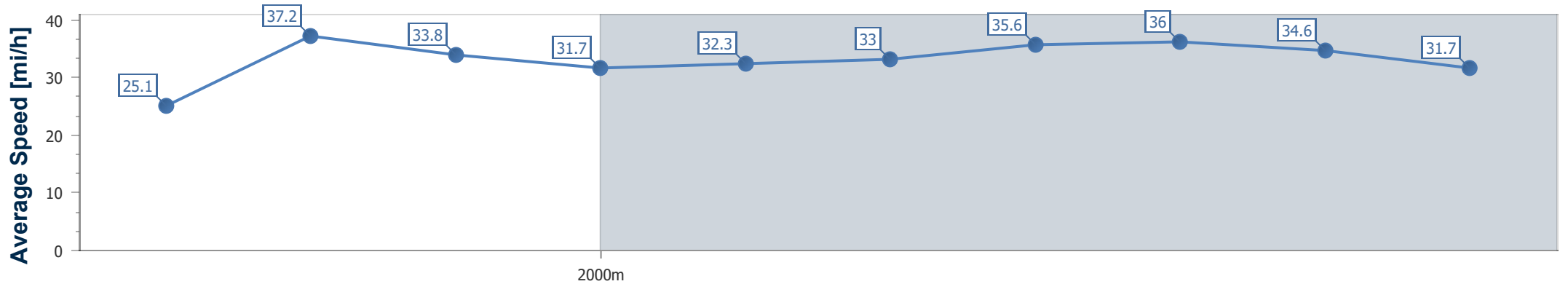
Race 5: Qipco Champion Stakes (Group 1) - 1M 1F 212Y



17 October 2020 - 15:42

Track Rating: Firm, Weather: Overcast, Rail Position: True

Distance To Go	9fur	8fur	7fur	6fur	5fur	4fur	3fur	2fur	1fur	Finish
Section Times	0:14.44 [6] (0:14.44)	0:27.05 [7] (0:12.61)	0:40.74 [7] (0:13.69)	0:55.09 [7] (0:14.35)	1:08.94 [7] (0:13.85)	1:22.38 [7] (0:13.44)	1:34.97 [7] (0:12.59)	1:47.44 [8] (0:12.47)	2:00.62 [8] (0:13.18)	2:14.84 [9] (0:14.22)
Average Speed [mi/h]	25.1	37.2	33.8	31.7	32.3	33.0	35.6	36.0	34.6	31.7
Top Speed [mi/h]	38.7	38.9	35.1	33.0	33.1	34.9	36.5	37.1	35.5	33.1



- [] Ranking at each section and finish
- .-.- No data available at this section
- NA No data available



Horse Name	Lord North
Finish Rank	10
Fastest Section Time (Section)	0:12.53 (8fur)
Top Speed [mi/h] (Section)	38.5 (8fur)
Race State	Finished

QIPCO British Champions Day

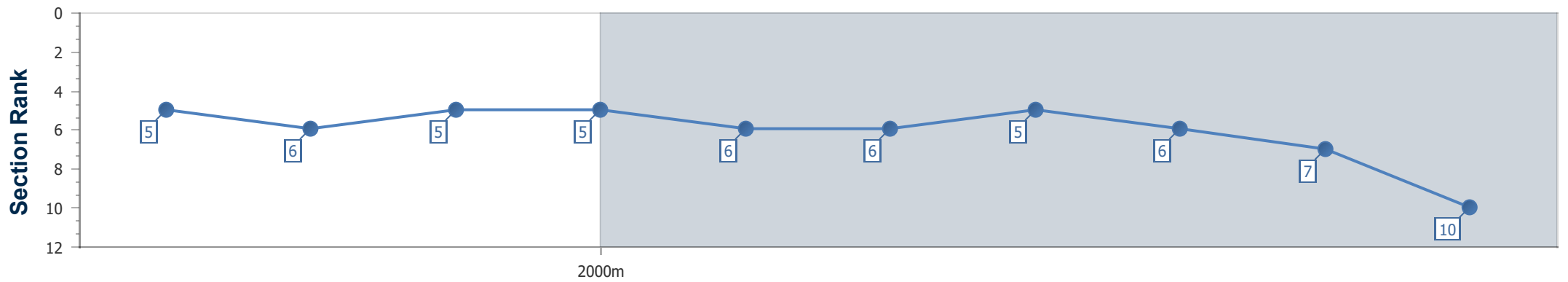
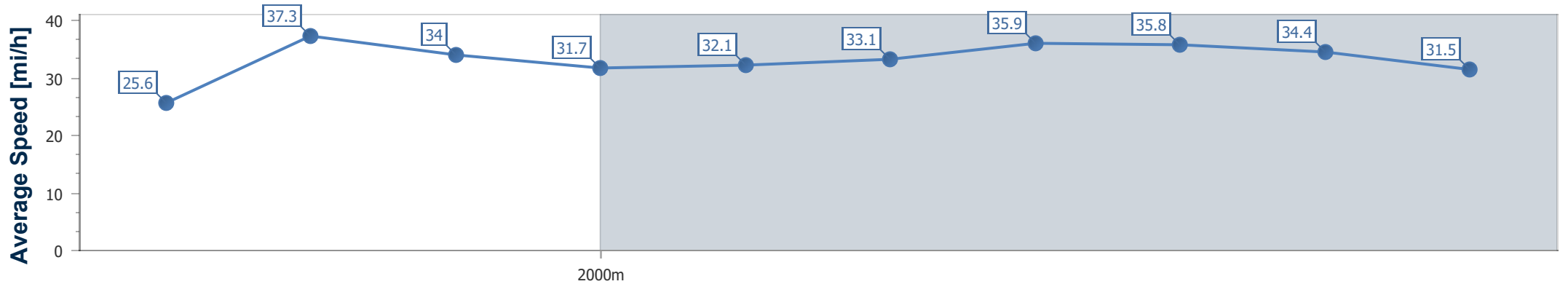
Race 5: Qipco Champion Stakes (Group 1) - 1M 1F 212Y



17 October 2020 - 15:42

Track Rating: Firm, Weather: Overcast, Rail Position: True

Distance To Go	9fur	8fur	7fur	6fur	5fur	4fur	3fur	2fur	1fur	Finish
Section Times	0:14.35 [5] (0:14.35)	0:26.88 [6] (0:12.53)	0:40.61 [5] (0:13.73)	0:54.92 [5] (0:14.31)	1:08.83 [6] (0:13.91)	1:22.17 [6] (0:13.34)	1:34.76 [5] (0:12.59)	1:47.29 [6] (0:12.53)	2:00.61 [7] (0:13.32)	2:15.06 [10] (0:14.45)
Average Speed [mi/h]	25.6	37.3	34.0	31.7	32.1	33.1	35.9	35.8	34.4	31.5
Top Speed [mi/h]	37.9	38.5	35.1	33.0	33.0	35.4	37.0	36.7	35.7	32.8



- [] Ranking at each section and finish
- .-.- No data available at this section
- NA No data available